

CITY OF PORTSMOUTH NH LAND USE APPLICATION ATTACHMENT

253 ODIORNE POINT ROAD, PORTSMOUTH, NH

PROJECT NARRATIVE: The residential property and single-family structure located at 253 Odiorne Point Road in Portsmouth, New Hampshire (NH) was constructed in the year 2000 and most recently purchased in November of 2022. The heating, ventilation, and air conditioning (HVAC) mechanical systems of the structure were original and were at the end of their useful life. The HVAC mechanical system is being replaced with a 20 SEER (seasonal energy efficiency ratio) Bosch heat pump system, which is powered by electricity only. A Viessman water heater/boiler powered by liquified petroleum gas (LPG) will provide backup heat to the HVAC mechanical system in extremely low temperatures when the Bosch heat pumps are not considered to be efficient. It's estimated the Bosch heat pump mechanical system will provide HVAC to the structure 95% of the time, but the Bosch heat pump mechanical system is powered by electricity only therefore a power outage would render the Bosch heat pump HVAC mechanical system unusable. Consequently, the property owner respectfully requests approval from the City of Portsmouth to permanently install a 26 kilowatt Generac residential backup LPG fueled generator to provide backup electric power directly to the structure's electrical system during an electricity power outage. The 26 kilowatt Generac generator is 48" long by 25" wide by 29" high (specification document will be attached) and is rated for 67 decibels (dB) at 23 feet. According to the inverse square law, it can be shown that for each doubling of distance from a point source, the sound pressure level decreases by approximately 6dB. The closest residential structure to the proposed location of the generator is 119 Gosport Road at 110 feet. That said, if an individual was standing at the edge of the structure located at 119 Gosport Road, they would be subjected to an approximate dB level of 28, which per the American Academy of Audiology, would sound soft like a whisper to faint like leaves rustling. Please see the below American Academy of Audiology chart regarding the levels of noise in dB as a reference.

LEVELS OF NOISE In decibels (dB)		
PAINFUL & DANGEROUS		
Use hearing protection or avoid	140	• Fireworks • Gun shots • Custom car stereos (at full volume)
	130	• Jackhammers • Ambulances
UNCOMFORTABLE		
Dangerous over 30 seconds	120	• Jet planes (during take off)
VERY LOUD		
Dangerous over 30 minutes	110	• Concerts (any genre of music) • Car horns • Sporting events
	100	• Snowmobiles • MP3 players (at full volume)
	90	• Lawnmowers • Power tools • Blenders • Hair dryers
Over 85 dB for extended periods can cause permanent hearing loss.		
LOUD		
	80	• Alarm clocks
	70	• Traffic • Vacuums
MODERATE		
	60	• Normal conversation • Dishwashers
	50	• Moderate rainfall
SOFT		
	40	• Quiet library
	30	• Whisper
FAINT		
	20	• Leaves rustling

**OCTOBER IS NATIONAL AUDIOLOGY AWARENESS MONTH
AND NATIONAL PROTECT YOUR HEARING MONTH**
Visit www.HowsYourHearing.org to learn more about audiology and hearing loss.

Think you may have a hearing loss? Click on the "Find an Audiologist" link of the Web site to locate and set up an appointment with an audiologist in your area to get your hearing tested.

CITY OF PORTSMOUTH NH LAND USE APPLICATION ATTACHMENT 253 ODIORNE POINT ROAD, PORTSMOUTH, NH

The residential property and single-family structure located at 253 Odiorne Point Road in Portsmouth has two (2) unique features. The first unique feature is that nearly the entire structure is located within the 100 foot Wetlands Buffer, which can prove challenging when maintaining, improving, and renovating the structure to include it's building envelope and mechanical systems while also protecting the structure from damage resulting from storm water runoff and collection. A screen shot (Exhibit #1) of the City of Portsmouth MapGeo satellite view of the property, which includes the Wetlands line and the 100 foot Wetlands buffer (both colored green) was inserted below for reference.

Exhibit #1, City of Portsmouth MapGeo Satellite View of 253 Odiorne Point Road



CITY OF PORTSMOUTH NH LAND USE APPLICATION ATTACHMENT 253 ODIORNE POINT ROAD, PORTSMOUTH, NH

Immediately west of the structure is the driveway, which is separated from the Wetlands by a rock retaining wall. There is a small area (outlined below in red) of grass adjacent to the structure and the driveway, but the entire portion of that small grass area is within the one hundred (100) foot Wetlands buffer, and placing a generator there would require a Wetland conditional use permit. Furthermore, a significant portion of that small grass area is located within twenty-five (25) feet of the edge of the Wetland and mechanical systems are not permitted in that area per the Zoning Ordinance, Section 10.1016 Permitted Uses, Subsection (6). Additionally, the pedestrian door to the garage as well as windows positioned south of the garage doors along the west wall of the structure do not allow for the appropriate sixty (60) inches of clearance required when positioning a generator along the edge of the structure. To complicate matters, snow removal from the driveway into that small grass area would prove problematic to any mechanical item positioned anywhere within the small grass area. A photograph (Exhibit #2) of the west side of the residence was inserted below for reference. The air conditioning condenser in the photograph has been removed and will be replaced with a Bosch heat pump, which will be relocated to the east side of the structure for the same reasons as identified above.

Exhibit #2, Photograph of the East Side of 253 Odiorne Point Road



CITY OF PORTSMOUTH NH LAND USE APPLICATION ATTACHMENT 253 ODIORNE POINT ROAD, PORTSMOUTH, NH

Immediately south of the structure is a patio and garden area, which is prone to storm water runoff and collection because the grade of that area is only six (6) to twelve (12) inches above the wetlands and standing water. The building envelope adjacent to the grade sustained significant water damage resulting from years of mismanaged storm water runoff and collection. The placement of any mechanical systems to include a generator in the area south of the structure would not be feasible primarily due to the risk of storm water damage, which would also pose a safety risk relating to electrocution, but secondarily because there are numerous doors and windows positioned along the entire south side of the structure, which would prevent a feasible and suitable location to permanently install a generator. Photographs (Exhibit #3) of the south side of the structure depicting storm water runoff and collection as well as improperly positioned soil/patio grade levels at and above the building envelope siding were inserted below for reference.

Exhibit #3, Photographs of the South Side of City of 253 Odiorne Point Road



**Storm Water Runoff
And Collection**



**Improperly Positioned
Soil/Patio Grade Levels
At And Above Siding**

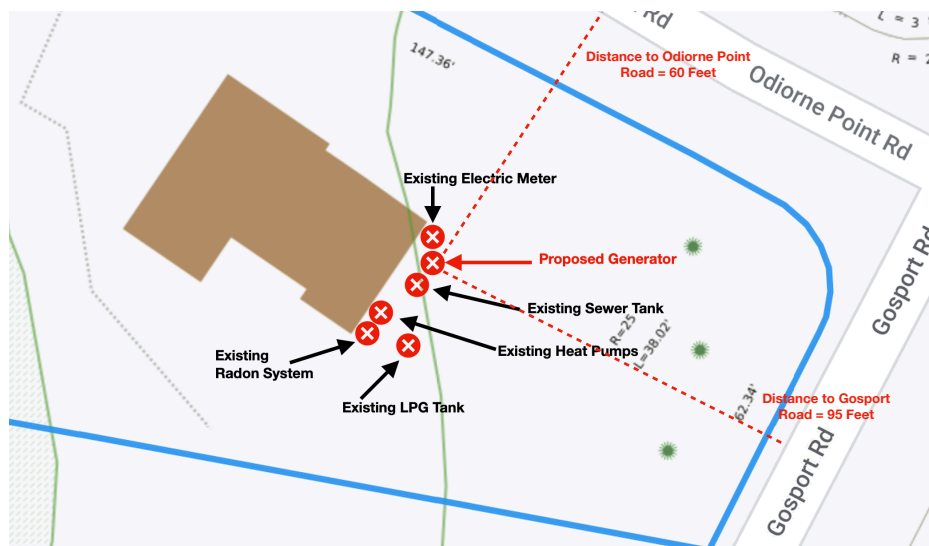
CITY OF PORTSMOUTH NH LAND USE APPLICATION ATTACHMENT 253 ODIORNE POINT ROAD, PORTSMOUTH, NH

The east side of the structure is an ideal location for the existing and proposed mechanical equipment. There are no doors on the east side of the structure and the windows are positioned well above grade. There are no storm water runoff or collection problems on the east side of the structure. The existing electric meter is affixed to the east side of the structure. The existing radon pump and vent are affixed to the east side of the structure. The existing sewer tank is buried along the east side of the structure. The existing LPG tank is buried along the east side of the structure. The new Bosch heat pumps are positioned along the east side of the structure as detailed in approved building permit BLDG-22-1035 and approved mechanical permit PMGR-23-65. Furthermore, the existing shrubs and trees in the Spring and Summer seasons (Exhibit #4) make it nearly impossible to view the existing mechanical systems from any vantage point and the property owner anticipates planting additional shrubs and fencing if necessary to obscure the proposed generator. Consequently, the east side of the structure is an ideal location for the proposed generator to be permanently installed. Specifically, it's proposed the generator be permanently installed in the northern portion of the east side of the structure with the recommended clearances from the other mechanical systems and the windows. The installation location of the generator will be approximately sixty (60) feet from Odiorne Point Road and ninety-five (95) feet from Gosport Road. Please see the below Exhibit #5 for the approximate locations of the existing mechanical equipment identified above as well as the proposed location of the generator and the approximate distances to Odiorne Point Road and Gosport Road.

Exhibit #4, Existing Shrubs and Trees in Spring and Summer Seasons



Exhibit #5, Locations of Existing Mechanical Equipment and Proposed Generator



CITY OF PORTSMOUTH NH LAND USE APPLICATION ATTACHMENT

253 ODIORNE POINT ROAD, PORTSMOUTH, NH

Unfortunately, a second unique feature of the property and structure is that it's considered a corner lot by the City of Portsmouth therefore per the Zoning Ordinance Section 10.515 Measurement Rules, Subsection 10.515.11, "For a corner lot or through lot, all requirements related to the front yard shall apply to the principal front yard and all secondary front yards." Furthermore, Zoning Ordinance Section 10.515 Measurement Rules, Subsection 10.515.14 states that, "A power generator "less than 36 inches above the ground level with a mounting pad not exceeding 10 square feet shall be exempt from yard requirements, but shall be set back at least 10 feet from a property line; and shall not be located closer to the street than the front of the principal structure."

The north and east sides of the structure are considered the "front of the principle structure" and the backup electric generator cannot be permanently installed "closer to the street than the front of the principal structure" on the east side of the structure. Consequently, and per The City of Portsmouth, NH Zoning Ordinance Section 10.233 Variances, the property owner of 253 Odiorne Point Road in Portsmouth, NH respectfully requests The City of Portsmouth, NH Zoning Board approve a variance from the terms of the Zoning Ordinance with regard to Section 10.515 Measurement Rules, 10.515.10 Yards, 10.515.14 and allow the property owner to permanently install a backup electric generator along the east side of the residence as referenced in Exhibit 5 where all of the external existing mechanical systems and utilities are currently located.

Based on the above detailed information and the justifications provided below, the property owner believes the below referenced five (5) "Analysis Criteria" from section 10.223 of the Zoning Ordinance have been met. Per Section 10.233.20, The Board may authorize upon appeal in specific cases a variance from the terms of this Ordinance. In order to authorize a variance, the Board must find that the variance meets all of the following criteria:

1. 10.233.21: The variance will not be contrary to the public interest
 - Justification: An approved variance to install the generator between the structure and the existing shrubs and trees would make it nearly impossible to view the generator from any vantage point during the Spring and Summer seasons. Furthermore, the property owner anticipates planting additional shrubs and fencing if necessary to completely obscure the generator from view during the Fall and Winter seasons. Additionally, the generator is rated for 67 decibels (dB) at 23 feet and the closest neighbor at 119 Gosport Road would be subjected to an approximate dB level of 28, which per the American Academy of Audiology, would sound soft like a whisper to faint like leaves rustling. Consequently, an approved variance to install and operate the generator will not be contrary to the public interest.
2. 10.233.22: The spirit of the Ordinance will be observed
 - Justification: An approved variance to install the generator in the only feasible location on the east side of the property would satisfy a reasonable social and moral consensus the property owner is not installing the generator in the literal front yard of the property where it may be construed to disfigure the landscape in clear violation of the letter of the Zoning Ordinance.
3. 10.233.23: Substantial justice will be done
 - Justification: An approved variance to install the generator will allow the property owner to enjoy full use of the structure and its mechanical systems during a power outage thereby satisfying a standard of fairness and allowing for a substantial justice to be done.
4. 10.233.24: The values of surrounding properties will not be diminished
 - Justification: An approved variance to install the generator will not diminish the values of the surrounding properties because its unlikely anyone not physically located on the property will see and/or hear the generator and consequently pass negative judgement regarding the values of the surrounding properties.
5. 10.233.25: Literal enforcement of the provisions of the Ordinance would result in an unnecessary hardship.
 - Justification: If the provisions of the Zoning Ordinance were literally enforced, the property owner would be unable to install the generator and operate the generator during power outages. Consequently, the property owner would be unable to efficiently cool and heat the structure, which would result in unnecessary physical and financial hardship.

GENERAC®

26 kW

GUARDIAN® SERIES Residential Standby Generators Air-Cooled Gas Engine

26 kW

1 of 6

INCLUDES:

- True Power™ Electrical Technology
- Two-line multilingual digital LCD Evolution™ controller (English/Spanish/French/Portuguese)
- 200 amp service rated transfer switch available
- Electronic governor
- Standard Wi-Fi® connectivity
- System status & maintenance interval LED indicators
- Sound attenuated enclosure
- Flexible fuel line connector
- Natural gas or LP gas operation
- 5 Year limited warranty
- Base fascia
- Listed and labeled for installation as close as 18 in (457 mm) to a structure.*
**Must be located away from doors, windows, and fresh air intakes and in accordance with local codes.*

Standby Power Rating

G007290-0, G007291-0 (Aluminum - Bisque) - 26 kW 60 Hz



QUIET-TEST™



Note: CETL or CUL certification only applies to unbundled units and units packaged with limited circuit switches. Units packaged with the Smart Switch are ETL or UL certified in the USA only.

FEATURES

- **INNOVATIVE ENGINE DESIGN & RIGOROUS TESTING** are at the heart of Generac's success in providing the most reliable generators possible. Generac's G-Force engine lineup offers added peace of mind and reliability for when it's needed the most. The G-Force series engines are purpose built and designed to handle the rigors of extended run times in high temperatures and extreme operating conditions.
- **TRUE POWER™ ELECTRICAL TECHNOLOGY:** Superior harmonics and sine wave form produce less than 5% Total Harmonic Distortion for utility quality power. This allows confident operation of sensitive electronic equipment and micro-chip based appliances, such as variable speed HVAC systems.
- **TEST CRITERIA:**
 - ✓ **PROTOTYPE TESTED**
 - ✓ **SYSTEM TORSIONAL TESTED**
 - ✓ **NEMA MG1-22 EVALUATION**
 - ✓ **MOTOR STARTING ABILITY**
- **MOBILE LINK® CONNECTIVITY:** FREE with select Guardian Series Home standby generators, Mobile Link Wi-Fi allows users to monitor generator status from anywhere in the world using a smartphone, tablet, or PC. Easily access information such as the current operating status and maintenance alerts. Users can connect an account to an authorized service dealer for fast, friendly, and proactive service. With Mobile Link, users are taken care of before the next power outage.
- **SOLID-STATE, FREQUENCY COMPENSATED VOLTAGE REGULATION:** This state-of-the-art power maximizing regulation system is standard on all Generac models. It provides optimized FAST RESPONSE to changing load conditions and MAXIMUM MOTOR STARTING CAPABILITY by electronically torque-matching the surge loads to the engine. Digital voltage regulation at $\pm 1\%$.
- **SINGLE SOURCE SERVICE RESPONSE** from Generac's extensive dealer network provides parts and service know-how for the entire unit, from the engine to the smallest electronic component.
- **GENERAC TRANSFER SWITCHES:** Long life and reliability are synonymous with GENERAC POWER SYSTEMS. One reason for this confidence is that the GENERAC product line is offered with its own transfer systems and controls for total system compatibility.

GENERAC
PROMISE



*Assembled in the USA using domestic and foreign parts.

26 kW

Features and Benefits

Engine

- Generac G-Force design
- “Spiny-lok” cast iron cylinder walls
- Electronic ignition/spark advance
- Full pressure lubrication system
- Low oil pressure shutdown system
- EPA Certified for non-emergency applications
- High temperature shutdown

Maximizes engine “breathing” for increased fuel efficiency. Plateau honed cylinder walls and plasma moly rings help the engine run cooler, reducing oil consumption and resulting in longer engine life.

Rigid construction and added durability provide long engine life.

These features combine to assure smooth, quick starting every time.

Pressurized lubrication to all vital bearings means better performance, less maintenance, and longer engine life. Now featuring up to a 2 year/200 hour oil change interval.

Shutdown protection prevents catastrophic engine damage due to low oil.

Allows unit to be used for demand response applications.

Prevents damage due to overheating.

Generator

- Revolving field
- Skewed stator
- Displaced phase excitation
- Automatic voltage regulation
- UL 2200 listed

Allows for a smaller, light weight unit that operates 25% more efficiently than a revolving armature generator.

Produces a smooth output waveform for compatibility with electronic equipment.

Maximizes motor starting capability.

Regulating output voltage to $\pm 1\%$ prevents damaging voltage spikes.

For your safety.

Transfer Switch (if applicable)

- Fully automatic
- NEMA 3R
- Integrated load management technology
- Remote mounting

Transfers vital electrical loads to the energized source of power.

Can be installed inside or outside for maximum flexibility.

Capability to manage additional loads for efficient power management.

Mounts near an existing distribution panel for simple, low-cost installation.

Evolution™ Controls

- AUTO/MANUAL/OFF illuminated buttons
- Two-line multilingual LCD
- Sealed, raised buttons
- Utility voltage sensing
- Generator voltage sensing
- Utility interrupt delay
- Engine warm-up
- Engine cool-down
- Programmable exercise
- Smart battery charger
- Main line circuit breaker
- Electronic governor

Selects the operating mode and provides easy, at-a-glance status indication in any condition.

Provides homeowners easily visible logs of history, maintenance, and events up to 50 occurrences.

Smooth, weather-resistant user interface for programming and operations.

Constantly monitors utility voltage, setpoints 65% dropout, 80% pick-up, of standard voltage.

Constantly monitors generator voltage to verify the cleanest power delivered to the home.

Prevents nuisance start-ups of the engine, adjustable 2-1500 seconds from the factory default setting of 5 seconds by a qualified dealer.

Verifies engine is ready to assume the load, setpoint approximately 5 seconds.

Allows engine to cool prior to shutdown, setpoint approximately 1 minute.

Operates engine to prevent oil seal drying and damage between power outages by running the generator for 5 minutes every other week. Also offers a selectable setting for weekly or monthly operation providing flexibility and potentially lower fuel costs to the owner.

Delivers charge to the battery only when needed at varying rates depending on outdoor air temperature. Compatible with lead acid and AGM-style batteries.

Protects generator from overload.

Maintains constant 60 Hz frequency.

Unit

- SAE weather protective enclosure
- Enclosed critical grade muffler
- Small, compact, attractive

Sound attenuated enclosures ensure quiet operation and protection against mother nature, withstanding winds up to 150 mph (241 km/h). Hinged key locking roof panel for security. Lift-out front for easy access to all routine maintenance items. Electrostatically applied textured epoxy paint for added durability.

Quiet, critical grade muffler is mounted inside the unit to prevent injuries.

Makes for an easy, eye appealing installation, as close as 18 in (457 mm) away from a structure.

Installation System

- | | |
|--|--|
| <ul style="list-style-type: none"> ● 14 in (35.6 cm) flexible fuel line connector | <p>Listed ANSI Z21.75/CSA 6.27 outdoor appliance connector for the required connection to the gas supply piping.</p> |
| <ul style="list-style-type: none"> ● Integral sediment trap | <p>Meets IFGC and NFPA 54 installation requirements.</p> |

Connectivity (Wi-Fi equipped models only)

- | | |
|--|---|
| <ul style="list-style-type: none"> ● Ability to view generator status | <p>Monitor generator with a smartphone, tablet, or computer at any time via the Mobile Link application for complete peace of mind.</p> |
| <ul style="list-style-type: none"> ● Ability to view generator Exercise/Run and Total Hours | <p>Review the generator's complete protection profile for exercise hours and total hours.</p> |
| <ul style="list-style-type: none"> ● Ability to view generator maintenance information | <p>Provides maintenance information for the specific model generator when scheduled maintenance is due.</p> |
| <ul style="list-style-type: none"> ● Monthly report with previous month's activity | <p>Detailed monthly reports provide historical generator information.</p> |
| <ul style="list-style-type: none"> ● Ability to view generator battery information | <p>Built in battery diagnostics displaying current state of the battery.</p> |
| <ul style="list-style-type: none"> ● Weather information | <p>Provides detailed local ambient weather conditions for generator location.</p> |

26 kW

Generator

Model	G007290-0 G007291-0 (26 kW)
Rated maximum continuous power capacity (LP)	26,000 Watts*
Rated maximum continuous power capacity (NG)	22,500 Watts*
Rated voltage	240
Rated maximum continuous load current – 240 volts (LP/NG)	108.3 / 93.8
Total Harmonic Distortion	Less than 5%
Main line circuit breaker	110 amp
Phase	1
Number of rotor poles	2
Rated AC frequency	60 Hz
Power factor	1.0
Battery requirement (not included)	12 Volts, Group 26R 540 CCA minimum or Group 35AGM 650 CCA minimum
Unit weight (lb / kg)	518 / 235
Dimensions (L x W x H) in / cm	48 x 25 x 29 / 121.9 x 63.5 x 73.7
Sound output in dB(A) at 23 ft (7 m) with generator operating at normal load**	67
Sound output in dB(A) at 23 ft (7 m) with generator in Quiet-Test™ low-speed exercise mode**	57
Exercise duration	5 min

Engine

Engine type	GENERAC G-Force 1000 Series
Number of cylinders	2
Displacement	999 cc
Cylinder block	Aluminum w/ cast iron sleeve
Valve arrangement	Overhead valve
Ignition system	Solid-state w/ magneto
Governor system	Electronic
Compression ratio	9.5:1
Starter	12 VDC
Oil capacity including filter	Approx. 1.9 qt / 1.8 L
Operating rpm	3,600
Fuel consumption	
Natural gas	ft ³ /hr (m ³ /hr)
1/2 Load	188 (5.32)
Full Load	333 (9.43)
Liquid propane	ft ³ /hr (gal/hr) [L/hr]
1/2 Load	75 (2.06) [7.78]
Full Load	132 (3.63) [13.73]

Note: **Fuel pipe must be sized for full load.** Required fuel pressure to generator fuel inlet at all load ranges - 3.5–7 in water column (0.87–1.74 kPa) for NG, 10–12 in water column (2.49–2.99 kPa) for LP gas. For BTU content, multiply ft³/hr x 2500 (LP) or ft³/hr x 1000 (NG). For Megajoule content, multiply m³/hr x 93.15 (LP) or m³/hr x 37.26 (NG).

Controls

Two-line plain text multilingual LCD	Simple user interface for ease of operation.
Mode buttons: AUTO	Automatic start on utility failure. Weekly, Bi-weekly, or Monthly selectable exerciser.
MANUAL	Start with starter control, unit stays on. If utility fails, transfer to load takes place.
OFF	Stops unit. Power is removed. Control and charger still operate.
Ready to Run/Maintenance messages	Standard
Engine run hours indication	Standard
Programmable start delay between 2–1500 seconds	Standard (programmable by dealer only)
Utility Voltage Loss/Return to Utility adjustable (brownout setting)	From 140-171 V / 190-216 V
Future Set Capable Exerciser/Exercise Set Error warning	Standard
Run/Alarm/Maintenance logs	50 events each
Engine start sequence	Cyclic cranking: 16 sec on, 7 rest (90 sec maximum duration).
Starter lock-out	Starter cannot re-engage until 5 sec after engine has stopped.
Smart Battery Charger	Standard
Charger Fault/Missing AC warning	Standard
Low Battery/Battery Problem Protection and Battery Condition indication	Standard
Automatic Voltage Regulation with Over and Under Voltage Protection	Standard
Under-Frequency/Overload/Stepper Overcurrent Protection	Standard
Safety Fused/Fuse Problem Protection	Standard
Automatic Low Oil Pressure/High Oil Temperature Shutdown	Standard
Overcrank/Overspeed (@ 72 Hz)/rpm Sense Loss Shutdown	Standard
High Engine Temperature Shutdown	Standard
Internal Fault/Incorrect Wiring protection	Standard
Common external fault capability	Standard
Field upgradable firmware	Standard

Rating definitions – Optional Standby: Applicable for supplying backup power for the duration of the utility power outage with correct maintenance performed.

* No overload capability is available for this rating. (All ratings in accordance with BS5514, ISO3046, UL2200, and DIN6271). Maximum kilovolt amps and current are subject to and limited by such factors as fuel BTU/Megajoule content, ambient temperature, altitude, engine power and condition, etc. Maximum power decreases approximately 3.5% for each 1,000 ft (304.8 m) above sea level and approximately 1% for each 10 °F (6 °C) above 60 °F (16 °C). **Sound levels are taken from the front of the generator. Sound levels taken from other sides of the generator may be higher depending on installation parameters. U.S. EPA certified for non-emergency applications.

26 kW

Switch Options

Service Rated Automatic Transfer Switch Features

- Intelligently manages up to four air conditioner loads with no additional hardware.
- Up to eight additional large (240 VAC) loads can be managed when used in conjunction with Smart Management Modules (SMMs).
- Electrically operated, mechanically-held contacts for fast, clean connections.
- Main breakers are rated for 80% continuous load.
- 2-pole, 250 VAC contactors.
- Service equipment rated, dual coil design.
- Rated for both aluminum and copper conductors.
- Main contacts are silver plated or silver alloy to resist welding and sticking.
- NEMA/UL 3R aluminum outdoor enclosure allows for indoor or outdoor mounting flexibility.

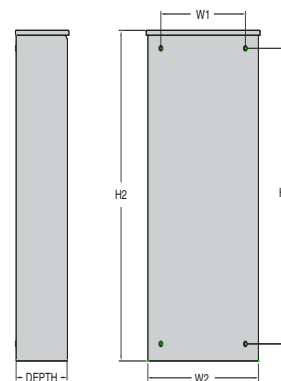
Model	G007291-0 (26 kW)
No. of poles	2
Current rating (amps)	200
Voltage rating (VAC)	120/240, 1Ø
Utility voltage monitor (fixed)*	
-Pick-up	80%
-Dropout	65%
Return to Utility*	Approx. 13 sec
ETL or UL listed	Standard
Enclosure type	NEMA/UL 3R
Circuit breaker protected	22,000
Lug range	250 MCM - #6

*Function of Evolution controller
Exercise can be set to weekly, bi-weekly, or monthly

Dimensions

200 Amps 120/240, 1Ø Open Transition Service Rated					
	Height		Width		Depth
	H1	H2	W1	W2	
in	26.8	30.1	10.5	13.5	6.9
cm	67.95	76.43	26.67	34.18	17.5

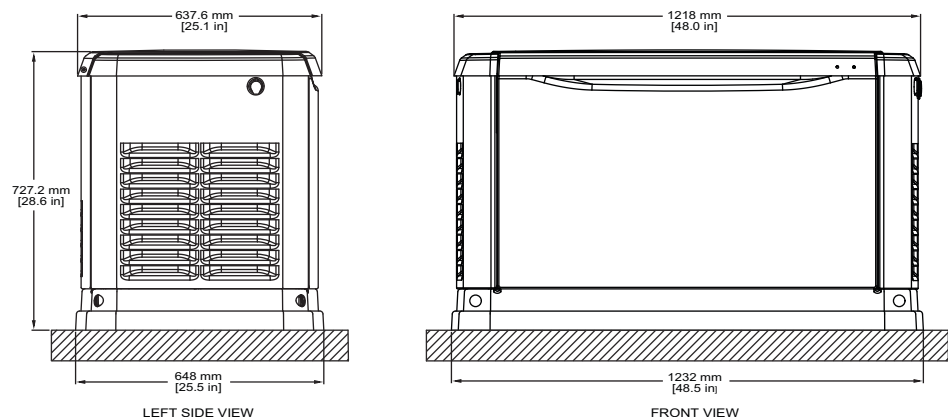
Wire Ranges		
Conductor Lug	Neutral Lug	Ground Lug
250 MCM - #6	350 MCM - #6	2/0 - #14



Model #	Product	Description
G007101-0	Battery Pad Warmer	Pad warmer rests under the battery. Recommended for use if temperature regularly falls below 0 °F (-18 °C). (Not necessary for use with AGM-style batteries).
G007102-0	Oil Warmer	Oil warmer slips directly over the oil filter. Recommended for use if temperature regularly falls below 0 °F (-18 °C).
G007103-1	Breather Warmer	Breather warmer is for use in extreme cold weather applications. For use with Evolution controllers only in climates where heavy icing occurs.
G005621-0	Auxiliary Transfer Switch Contact Kit	The auxiliary transfer switch contact kit allows the transfer switch to lock out a single large electrical load that may not be needed. Not compatible with 50 amp pre-wired switches.
G007027-0 - Bisque	Fascia Base Wrap Kit	The fascia base wrap snaps together around the bottom of the new air-cooled generators. This offers a sleek, contoured appearance as well as offering protection from rodents and insects by covering the lifting holes located in the base.
G005703-0 - Bisque	Touch-Up Paint Kit	If the generator enclosure is scratched or damaged, it is important to touch up the paint to protect from future corrosion. The touch-up paint kit includes the necessary paint to correctly maintain or touch up a generator enclosure.
G006485-0	Scheduled Maintenance Kit	Generac's scheduled maintenance kit provides all the items necessary to perform complete routine maintenance on a Generac automatic standby generator (oil not included).
G007005-0	Wi-Fi LP Tank Fuel Level Monitor	The Wi-Fi enabled LP tank fuel level monitor provides constant monitoring of the connected LP fuel tank. Monitoring the LP tank's fuel level is an important step in verifying the generator is ready to run during an unexpected power failure. Status alerts are available through a free application to notify users when the LP tank is in need of a refill.
G007000-0 (50 amp) G007006-0 (100 amp)	Smart Management Module	Smart Management Modules (SMM) are used to optimize the performance of a standby generator. It manages large electrical loads upon startup and sheds them to aid in recovery when overloaded. In many cases, using SMM's can reduce the overall size and cost of the system.
G007169-0 - 4G LTE G007170-0 - Wi-Fi/ Ethernet	Mobile Link® Cellular Accessories	The Mobile Link family of Cellular Accessories allow users to monitor generator status from anywhere in the world, using a smart phone, tablet, or PC. Easily access information such as the current operating status and maintenance alerts. Users can connect an account with an authorized service dealer for fast, friendly, and proactive service. With Mobile Link, users are taken care of before the next power outage.
G007220-0 - Bisque	Base Plug Kit	Base plugs snap into the lifting holes on the base of air-cooled home standby generators. This offers a sleek, contoured appearance, as well as offers protection from rodents and insects by covering the lifting holes located in the base. Kit contains four plugs, sufficient for use on a single air-cooled home standby generator.

Dimensions & UPCs

Model	UPC
G007290-0	696471087307
G007291-0	696471087314



Dimensions shown are approximate. See installation manual for exact dimensions. DO NOT USE THESE DIMENSIONS FOR INSTALLATION PURPOSES.