



SOLD BY:

Ricci Supply Company, Inc. Portsmouth
105 Bartlett St
Portsmouth, NH 03801-7608
Fax: 603-427-2893

SOLD TO:

QUOTE DATE
7/9/2021

Abbreviated Quote Report - Customer Pricing

QUOTE NAME	PROJECT NAME	QUOTE NUMBER	CUSTOMER PO#	TRADE ID
Insurcomm	55 Hanover Street	1002505		
ORDER NOTES:				
DELIVERY NOTES:				

Quote #: 1002505

Print Date: 7/9/2021 3:00:07 PM UTC

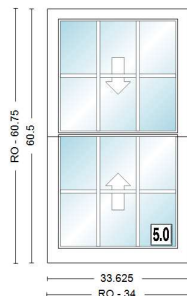
Page 1 of 5

All Images Viewed from Exterior

Abbreviated Quote Report - Customer Pricing

QUOTE NAME	PROJECT NAME	QUOTE NUMBER	CUSTOMER PO#	TRADE ID
Insurcomm	55 Hanover Street	1002505		

ORDER NOTES:
DELIVERY NOTES:



<u>Item</u>	<u>Qty</u>	<u>Operation</u>	<u>Location</u>	<u>Unit Price</u>	<u>Ext. Price</u>
100	15	AA	None Assigned	\$856.71	\$12,850.65
RO Size = 34" x 60 3/4"		Unit Size = 33 5/8" x 60 1/2"			

TWI 2' 9 5/8"X5' 1/2", Unit, 8 Degrees - Moderate, 400 Series Double-Hung-Insert, Equal Sash, White Exterior Frame, White Exterior Sash/Panel, Pine w/White - Painted Interior Frame, Pine w/White - Painted Interior Sash/Panel, AA, Dual Pane Low-E4 Standard Argon Fill Simulated Divided Light (SDL) 3 Wide, 2 High, Specified Equal Light Pattern, White, Pine w/White, 3/4" Grille Bar, Hand Lift, Traditional, White, Traditional, 1 Sash Locks White (Factory Applied), WhiteJamb Liner, White, Full Screen, Aluminum

Sash Lift: TWI Hand Lift Traditional White PN:9159482

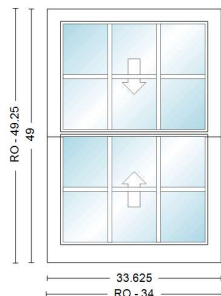
Insect Screen 1: 400 Series Double-Hung-Insert, TWI 33.625 x 60.5 8 Degrees - Moderate Full Screen Aluminum White

Unit #	U-Factor	SHGC	Clear Opening/Unit #	Width	Height	Area (Sq. Ft)	Comments:
A1	0.3	0.28	A1	29.8270	25.0790	5.19470	

Abbreviated Quote Report - Customer Pricing

QUOTE NAME	PROJECT NAME	QUOTE NUMBER	CUSTOMER PO#	TRADE ID
Insurcomm	55 Hanover Street	1002505		

ORDER NOTES:
DELIVERY NOTES:



Item	Qty	Operation	Location	Unit Price	Ext. Price
200	7	AA	None Assigned	\$782.69	\$5,478.83
RO Size = 34" x 49 1/4"		Unit Size = 33 5/8" x 49"			

TWI 2' 9 5/8"X4' 1", Unit, 8 Degrees - Moderate, 400 Series Double-Hung-Insert, Equal Sash, White Exterior Frame, White Exterior Sash/Panel, Pine w/White - Painted Interior Frame, Pine w/White - Painted Interior Sash/Panel, AA, Dual Pane Low-E4 Standard Argon Fill Simulated Divided Light (SDL) 3 Wide, 2 High, Specified Equal Light Pattern, White, Pine w/White, 3/4" Grille Bar, Hand Lift, Traditional, White, Traditional, 1 Sash Locks White (Factory Applied), WhiteJamb Liner, White, Full Screen, Aluminum

Sash Lift: TWI Hand Lift Traditional White PN:9159482

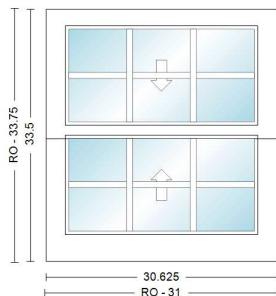
Insect Screen 1: 400 Series Double-Hung-Insert, TWI 33.625 x 49 8 Degrees - Moderate Full Screen Aluminum White

Unit #	U-Factor	SHGC	Clear Opening/Unit #	Width	Height	Area (Sq. Ft)	Comments:
A1	0.3	0.28	A1	29.8270	19.5790	4.05540	

Abbreviated Quote Report - Customer Pricing

QUOTE NAME	PROJECT NAME	QUOTE NUMBER	CUSTOMER PO#	TRADE ID
Insurcomm	55 Hanover Street	1002505		

ORDER NOTES:
DELIVERY NOTES:



Item	Qty	Operation	Location	Unit Price	Ext. Price
300	3	AA	None Assigned	\$791.85	\$2,375.55
RO Size = 31" x 33 3/4"		Unit Size = 30 5/8" x 33 1/2"			

WDHI 2' 6 5/8"X2' 9 1/2", Unit, 8 Degrees - Moderate, 400 Series Woodwright Double-Hung-WWI, Equal Sash, White Exterior Frame, White Exterior Sash/Panel, Pine w/White - Painted Interior Frame, Pine w/White - Painted Interior Sash/Panel, AA, Dual Pane Low-E4 Standard Argon Fill Simulated Divided Light (SDL) 3 Wide, 2 High, Specified Equal Light Pattern, White, Pine w/White, 3/4" Grille Bar, Hand Lift, Traditional, White, Traditional, 1 Sash Locks White, White/WhiteJamb Liner, White, Full Screen, Aluminum

Sash Lift: WDHI Hand Lift Traditional White PN:9159482

Insect Screen 1: 400 Series Woodwright Double-Hung-WWI, WDHI 30.625 x 33.5 8 Degrees - Moderate Full Screen Aluminum White

Unit #	U-Factor	SHGC	Clear Opening/Unit #	Width	Height	Area (Sq. Ft)	Comments:
A1	0.3	0.28	A1	0.00000	0.00000	0.00000	

SUB-TOTAL:	\$20,705.03
FREIGHT:	\$0.00
LABOR:	\$0.00
TAX:	\$0.00
TOTAL:	\$20,705.03

CUSTOMER SIGNATURE _____ DATE _____

Quote #: 1002505

Print Date: 7/9/2021 3:00:07 PM UTC

Page 4 of 5

All Images Viewed from Exterior

* All graphics as viewed from the exterior. ** Rough opening dimensions are minimums and may need to be increased to allow for use of building wraps or flashings or sill panning or brackets or fasteners or other items.

Thank you for choosing Andersen Windows & Doors



THE JUICERY SMOOTHIES
ORGANIC JUICES
GOOD EATS

THE JUICERY
JUICERY CUSTOMERS
ORDER & PICK UP
NEXT DOOR
JUICERY CUSTOMERS
ORDER & PICK UP
NEXT DOOR

15
WHITE
PARKING





