

# MARTINGALE WHARF DECK EXPANSION

HISTORIC DISTRICT COMMISSION - JULY 2021, PORTSMOUTH, NEW HAMPSHIRE

GENERAL PROJECT DESCRIPTION:

PROPOSED WORK:

- INCREASE THE SIZE OF THE MARTINGALE WHARF DECK AND DOCK.
- PROVIDE A SEPARATE DECK AT THE WEST END OF THE MARTINGALE WHARF FOR THE USE OF THE PUBLIC.
- FRAME THE NEW DECKS WITH TWO MURALS THAT RELATE TO PORTSMOUTH'S MARITIME HISTORY. ONE MURAL WILL BE LOCATED AT THE EAST END OF THE EXPANDED MARTINGALE WHARF RESTAURANT DECK, AND ONE MURAL WILL BE LOCATED AT THE WEST END OF THE NEW PUBLIC DECK.
- INSTALL VARIOUS PLANTER BOXES TO SOFTEN THE SPACE AND ACT AS "GREEN" PARTITIONS BETWEEN THE PUBLIC DECK AND THE MARTINGALE.

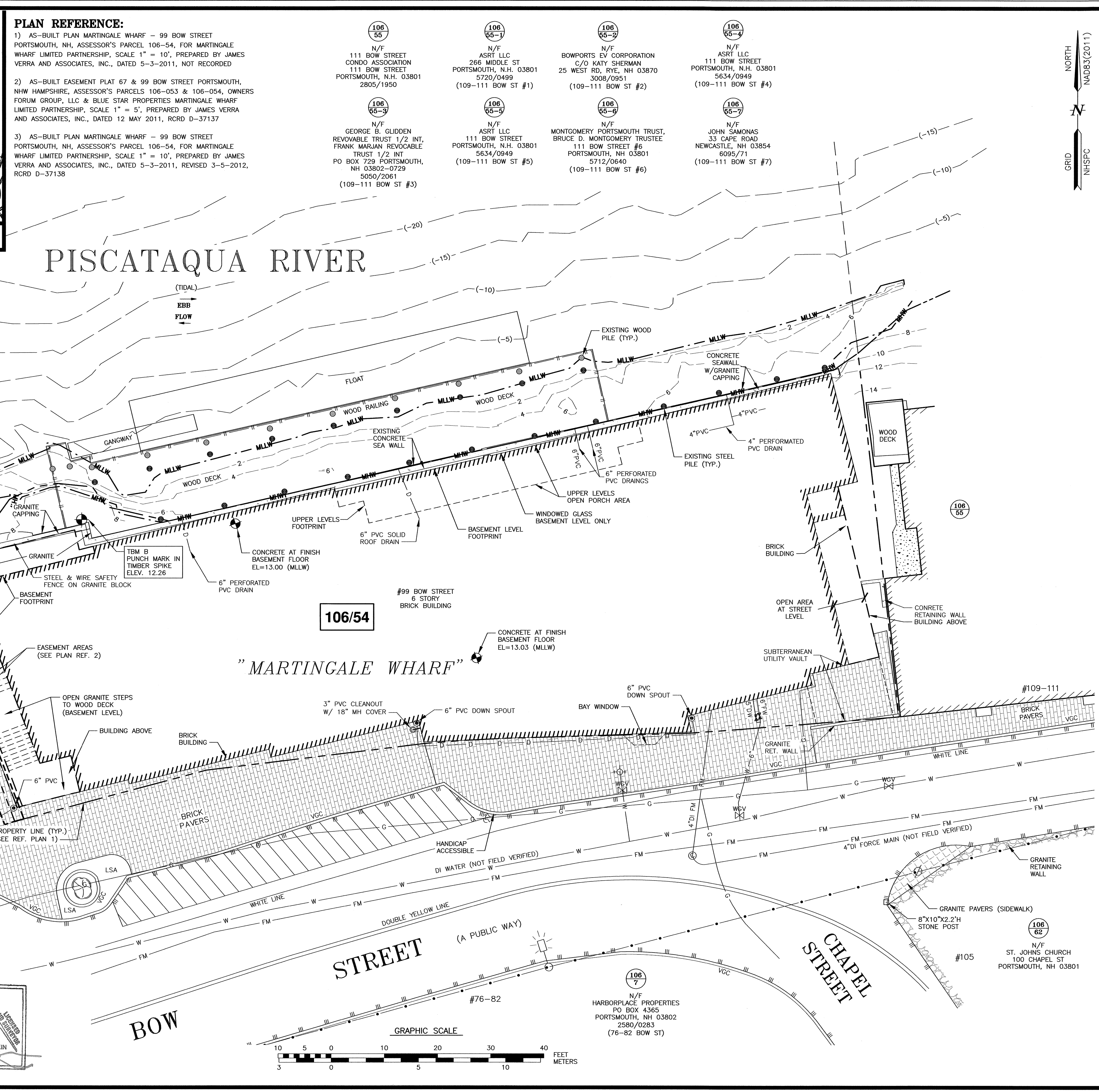
SHEET LIST	
Sheet Number	Sheet Name
C	HISTORIC DISTRICT COMMISSION PUBLIC HEARING
C1	EXISTING CONDITIONS PLAN
A1	EXISTING PHOTOGRAPHS OF DECK
A2	EXISTING DECK PLAN
A3	EXISTING NORTH ELEVATION
A4	PERSPECTIVE VIEW OF DECK EXPANSION
A5	PERSPECTIVE VIEW OF DECK EXPANSION
A6	PERSPECTIVE VIEW OF EAST MURAL
A7	PERSPECTIVE VIEW OF WEST MURAL
A8	PERSPECTIVES OF EAST AND WEST MURAL
A9	DECK EXPANSION PLAN
A10	DECK EXPANSION NORTH ELEVATION
A11	ELEVATIONS AT EAST AND WEST MURALS
A12	ENLARGED PLANS, ELEVATIONS, AND DETAILS
A13	CUT SHEETS AND MATERIAL SELECTIONS
L1	PROPOSED LANDSCAPE DETAILS
COA	HISTORIC DISTRICT COMMISSION CERTIFICATE OF APPROVAL - JUNE 8, 2015
HDC - 2015	PREVIOUSLY APPROVED HISTORIC DISTRICT COMMISSION SUBMISSION PACKET - JUNE 3, 2015



**LOCUS:**  
99 BOW ST SUITE W,  
PORTSMOUTH, NH 03801







1) PARCEL IS SHOWN ON THE TOWN OF PORTSMOUTH ASSESSOR'S MAP 106 AS LOT 54.

2) OWNERS OF RECORD:  
MARTINGALE LLC  
3 PLEASANT ST, 4TH FLOOR  
PORTSMOUTH, NH 03801  
5868/2627

3) PARCEL IS PARTIALLY IN A FLOOD HAZARD ZONE (ZONE AE EL. 8) AS SHOWN ON FIRM PANEL 33015C0259F. EFFECTIVE DATE JANUARY 29, 2021.

4) EXISTING LOT AREA:  
9,769 S.F. TO MEAN HIGH WATER (PER PLAN REF. 3)  
0.224 ACRES TO MEAN HIGH WATER (PER PLAN REF. 3)

5) PARCEL IS LOCATED IN THE DOWNTOWN OVERLAY DISTRICT, CD5 (CHARACTER DISTRICT 5), HISTORIC DISTRICT.

6) DIMENSIONAL REQUIREMENTS: SEE CITY ZONING REQUIREMENTS.

7) THE PURPOSE OF THIS PLAN IS TO SHOW THE EXISTING CONDITIONS ON ASSESSORS MAP TAX MAP 106 LOT 54 IN THE CITY OF PORTSMOUTH.

8) BOUNDARY LINES SHOWN HEREON ARE BASED SOLELY ON PLAN REFERENCE 3. EASEMENTS, RIGHTS OF OTHERS, ETC., HAVE NOT BEEN RESEARCHED OR NOTED HEREON.

9) VERTICAL DATUM IS MEAN LOWER LOW WATER (MLLW). MLLW REFERENCED ON NOAA STATION 8423005 T14A PORTSMOUTH, MLLW BEING 3.99 FEET LOWER THAN 0.0 NAVD88. BASIS OF VERTICAL DATUM IS REDUNDANT RTN GNSS OBSERVATIONS.

PUBLIC ACCESS  
IMPROVEMENTS  
BOW STREET  
PORTSMOUTH, N.H.

1	UPDATE EASEMENT	5/12/21
0	ISSUED FOR COMMENT	4/23/21
NO.	DESCRIPTION	DATE
REVISIONS		

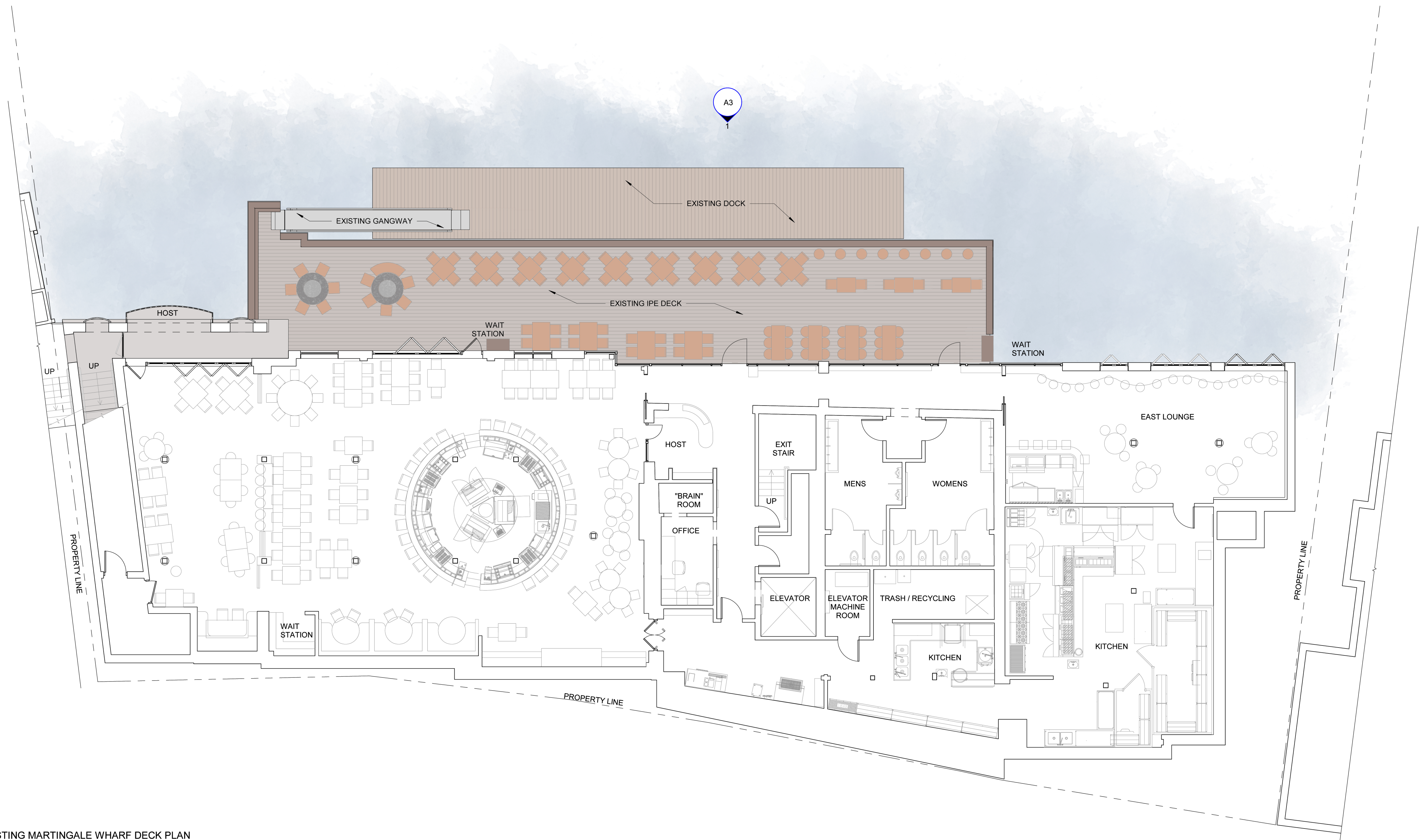
SCALE: 1" = 10'                      MARCH 2021

EXISTING CONDITIONS  
PLAN

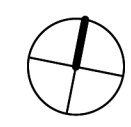








1 EXISTING MARTINGALE WHARF DECK PLAN  
1/8" = 1'-0"







1 EXISTING NORTH ELEVATION  
1/8" = 1'-0"

DECK  
9' - 6"









TANGRAM 3DS





TANGRAM 3DS









EAST MURAL AT MARTINGALE WHARF DECK

MARTINGALE RESTAURANT: NARRATIVE FOR THE EAST END BAS RELIEF SCULPTURAL MURAL

THE CITY OF PORTSMOUTH AND THE PISCATAQUA RIVER HAS A 400-YEAR HISTORY AS AN ACTIVE HARBOR AND PORT OF CALL, AND AS A VITAL SHIP BUILDING COMMUNITY.

THE PROPOSED EAST AND WEST IMAGES ON EITHER END OF THIS DOCK EXTENSION HAVE BEEN CONCEIVED AS 'BAS RELIEF' SCULPTURES. THE DESIGN IS BASED, IN PART, ON INFORMATION ABOUT THE HISTORY OF SAILORS, BOTH WHITE AND BLACK, THAT I CULLED FROM A BOOK CALLED, **BLACK JACKS** BY A UNH HISTORY PROFESSOR W. JEFFREY BOLSTER.

- THIS BAS RELIEF SCULPTURE HAS NUMEROUS SYMBOLIC ELEMENTS:
- BLACK SAILORS WERE CALLED 'BLACK JACKS', AND THEY WERE ABOUT 20% OF ALL AMERICAN SAILORS. BLACK JACKS SOUGHT SAILING AND WHALING AS A MEANS TO ACHIEVE FREEDOM FROM SLAVERY AND TO MAKE A LIVING.
  - THE SAILOR CLOTHING IS A MIX OF THE VARIOUS STYLES OF HATS AND DRESS OF THE SAILORS THROUGH THE DECADES, INCLUDING CIVIL WAR SAILORS AND THOSE ON WHALING SHIPS.
  - THE WHALE REPRESENTS THE SAILOR'S PURSUIT OF FREEDOM AND THE ECONOMY OF OIL.
  - THE ROPE REPRESENTS THE SAILOR'S STRUGGLE AND THE COOPERATION AMONG SAILORS OF ALL WALKS OF LIFE IN COMBINED PURSUIT OF THEIR INDIVIDUAL INDEPENDENCE. THE FOCUS OF THAT STRUGGLE, THE WHALE, SEEMINGLY SWIMS AWAY SUGGESTING AN OUTCOME THAT IS NOT KNOWN.
  - THE TURBULENCE OF THE WATER REPRESENTS THE INSTABILITY AND DANGERS INHERENT IN THE LIVELIHOOD OF SAILING. THE SAILORS IN THIS IMAGE ARE SEEN STANDING ON THE WATER, AND THE HINT OF A DECK, SUGGESTING THEIR FATE AND SAFETY WERE ALWAYS IN QUESTION.
  - THE SHIP IS A TYPICAL AMERICAN COMMERCIAL SCHOONER OF THE 1800'S WITH NUMEROUS SAILS AND RIGGING.
  - THE TOWER OF THE BRIDGE IN THE BACKGROUND IS THE CURRENT SAILORS MEMORIAL BRIDGE. INSERTING THE CONCEPT OF 'HISTORIC DISSONANCE' WITH THE IMAGE OF THE CONTEMPORARY BRIDGE SUGGESTS THAT HISTORY IS NOT STATIC, THE STRUGGLES OF SAILORS REMAIN, AND PORTSMOUTH IS STILL A VITAL SEAPORT. THE BRIDGE WILL ALSO BE SEEN FROM THIS VIEW.

TERRENCE PARKER, ARTIST AND LANDSCAPE ARCHITECT

PUBLIC DECK: NARRATIVE FOR THE WEST END BAS RELIEF SCULPTURAL MURAL

JUST AS WITH THE PROPOSED EAST IMAGE, THE IMAGE ON THE WEST END OF THE DOCK EXTENSION HAS BEEN CONCEIVED AS A 'BAS RELIEF' SCULPTURE. THIS DESIGN IS ALSO BASED, IN PART, ON INFORMATION ABOUT THE HISTORY SAILORS, BOTH WHITE AND BLACK, CULLED FROM A BOOK CALLED, **BLACK JACKS** BY A UNH HISTORY PROFESSOR W. JEFFREY BOLSTER

THE WEST SCULPTURE WILL HAVE DIRECT ACCESS BY THE PUBLIC FROM A STAIR SYSTEM THAT EXTENDS FROM BOW STREET ONTO A PUBLIC DECK THAT LOOKS NORTH UP THE PISCATAQUA RIVER. THERE WILL OVER 32 LINEAR FEET OF BUILT-IN BENCHES ON THIS DECK. IN THIS IMAGE, A PROPOSED BENCH IS IN THE FOREGROUND AND RUNS THE LENGTH OF THE DOCK ABOUT 16'. THE SAILOR FIGURES ARE LIFE-SIZE AND STAND BEHIND THE BENCH AS THE TOURISTS SIT ON THE BENCH. A PERFECT 'SELFIE' OPPORTUNITY.


THE THEME OF THIS BAS RELIEF IS THAT OF SAILORS AT REST AND PLAY, THE OPPOSITE THEME OF THE EAST SCULPTURE. AS HARD AS SAILORS WORKED IN THIS DANGEROUS OCCUPATION, THERE WERE TIMES OF SLACK WIND OR EXTENDED PORT STAYS THAT ALLOWED SAILORS TIME TO RELAX. MUSIC WAS IMPORTANT TO SAILORS AND CONSEQUENTLY THEY INVENTED THE SHANTI WORK SONGS, SUNG TO AID IN COOPERATIVE TASKS SUCH AS LOADING AND UNLOADED THE VESSELS.

THE HISTORIC BOAT IN THE BACKGROUND IS ONE OF THE QUINTESSENTIAL VESSELS OF THE SHIPYARD, THE KEARSARGE, ORIGINALLY BUILT DURING THE CIVIL WAR HAS HAD NUMEROUS NAMESAKES BUILT SINCE THEN. AND FINALLY, EVEN THE WHALE, UNLIKE THE ONE BEING PURSUED IN THE EAST IMAGE, CAN BE SEEN FREE OF ENCUMBRANCES AS IT LEAPS OUT OF THE WATER HEADING OUT TO SEA.

TERRENCE PARKER, ARTIST AND LANDSCAPE ARCHITECT



WEST MURAL AT PUBLIC DECK



WEST MURAL AT PUBLIC DECK - SKETCH



EAST MURAL AT MARTINGALE WHARF DECK - SKETCH

MARTINGALE WHARF DECK EXPANSION

99 BOW ST. SUITE W  
PORTSMOUTH, NH 03801

PERSPECTIVES OF EAST AND WEST MURAL



terra firma  
landscape architecture

165 a court street - portsmouth, nh 03801  
office: 603.430.8968 | terrence@terrafirmalandarch.com



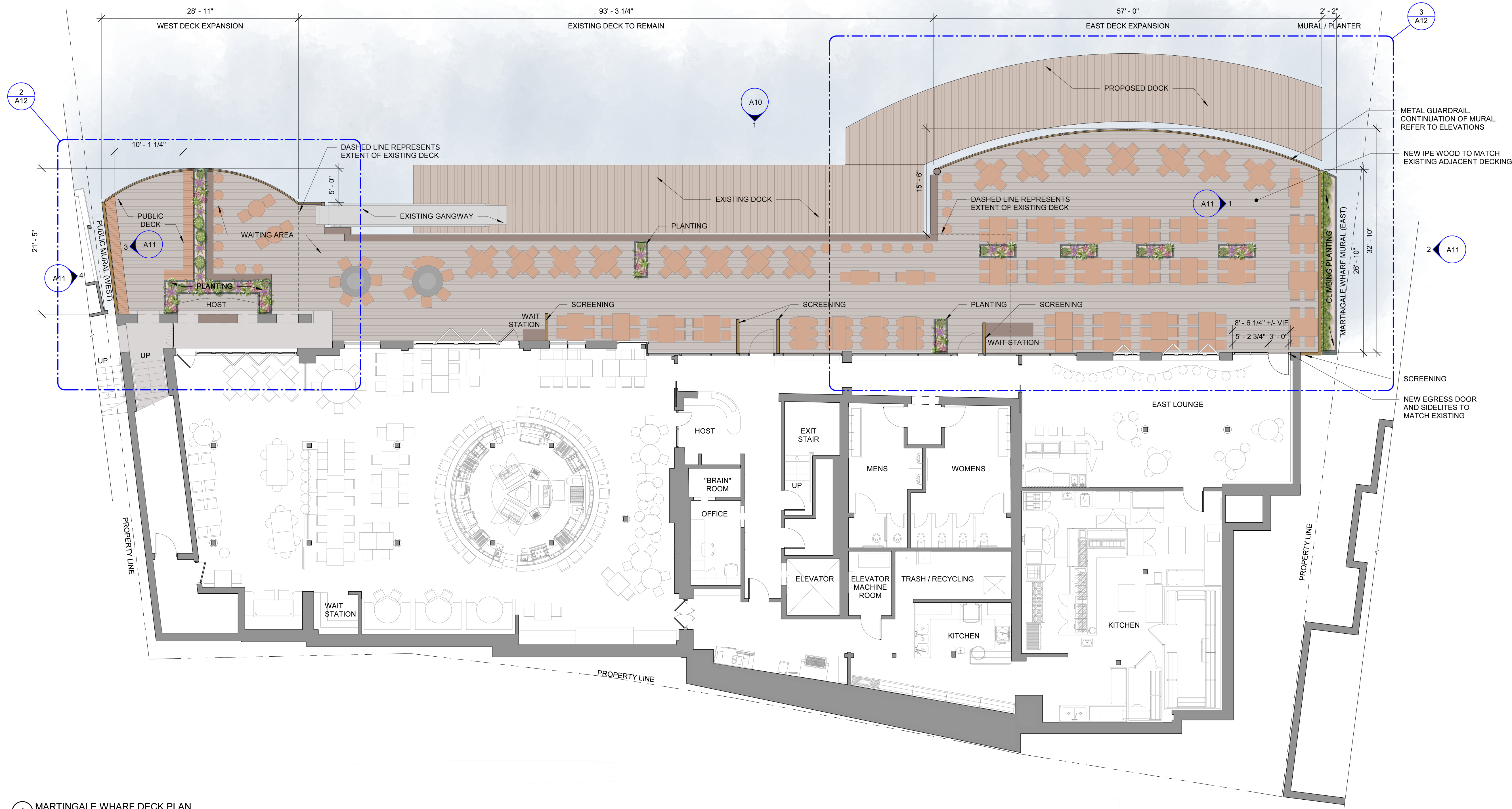
McHENRY ARCHITECTURE

4 Market Street  
Portsmouth, New Hampshire

A8

06/04/2021  
NOT TO SCALE  
RD / JJ



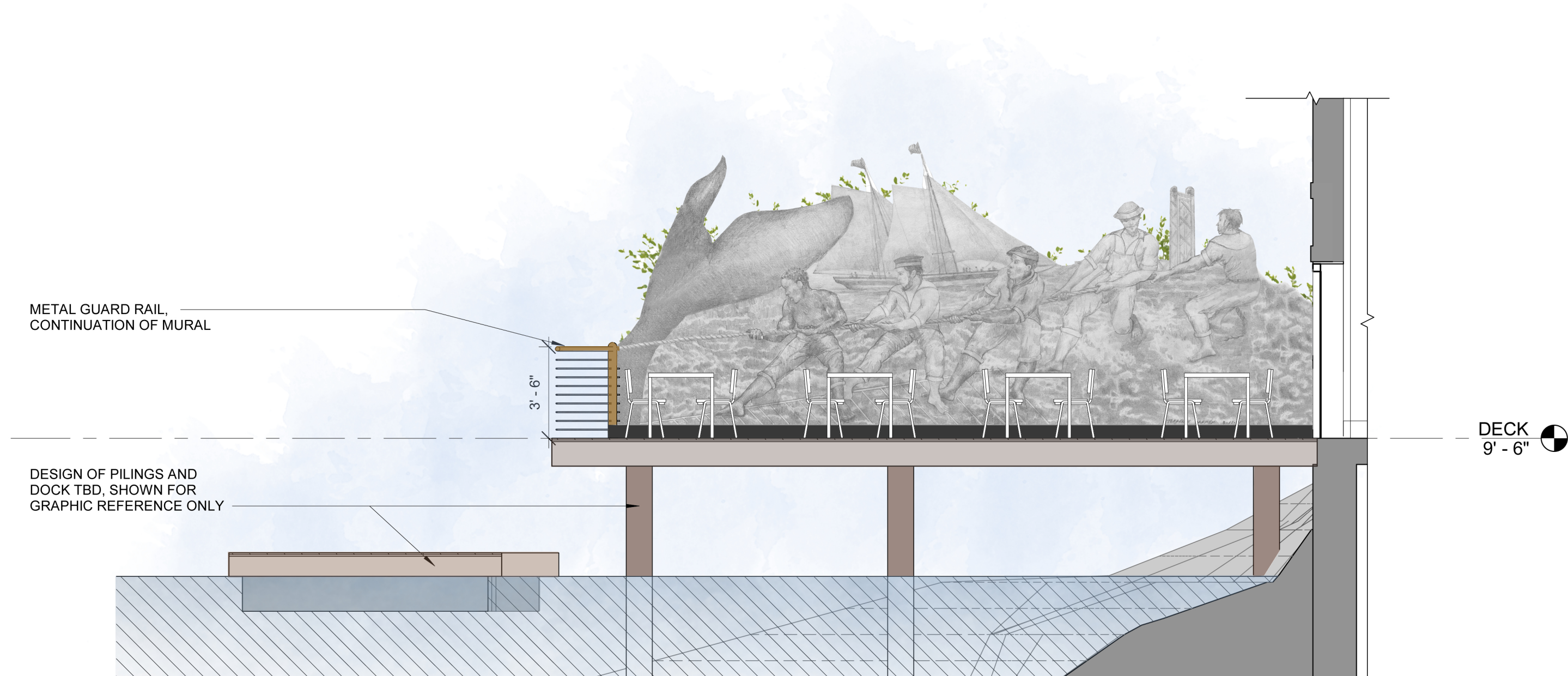


1 MARTINGALE WHARF DECK PLAN  
1/8" = 1'-0"






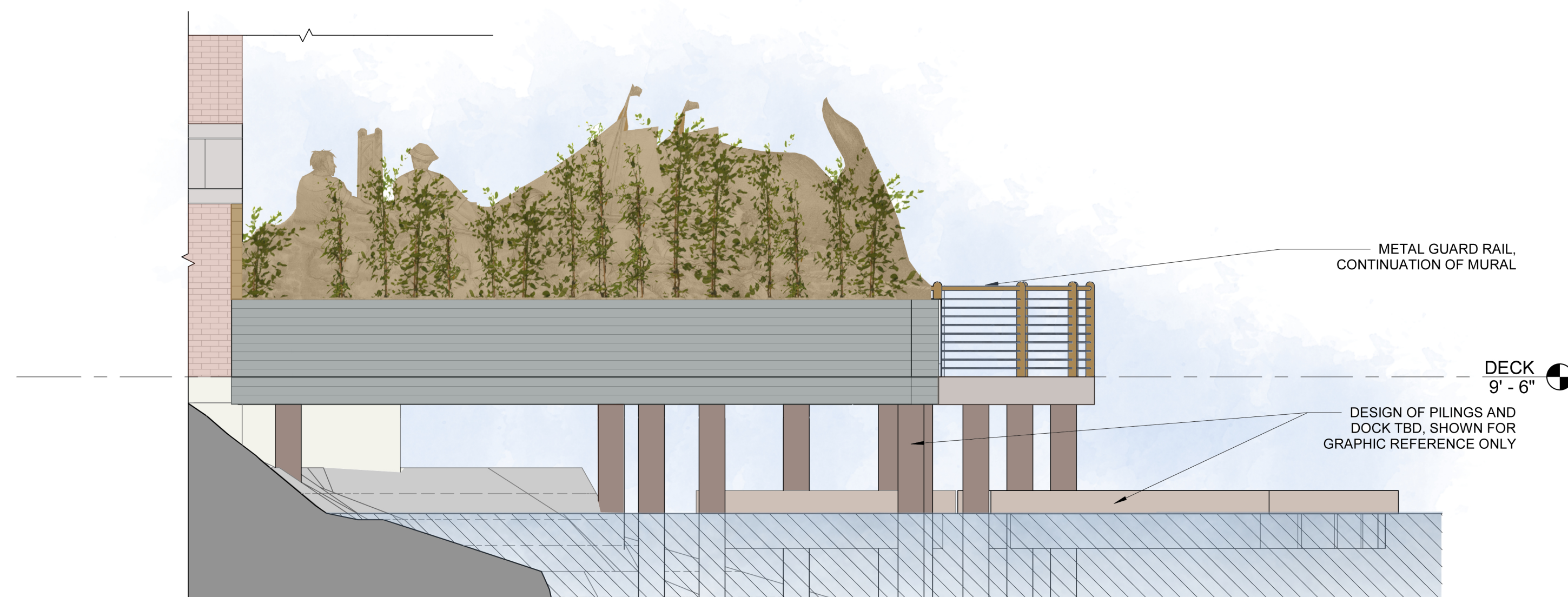




1 ELEVATION AT MARTINGALE WHARF MURAL (LOOKING EAST)  
1/4" = 1'-0"



3 ELEVATION AT PUBLIC MURAL (LOOKING WEST)  
1/4" = 1'-0"

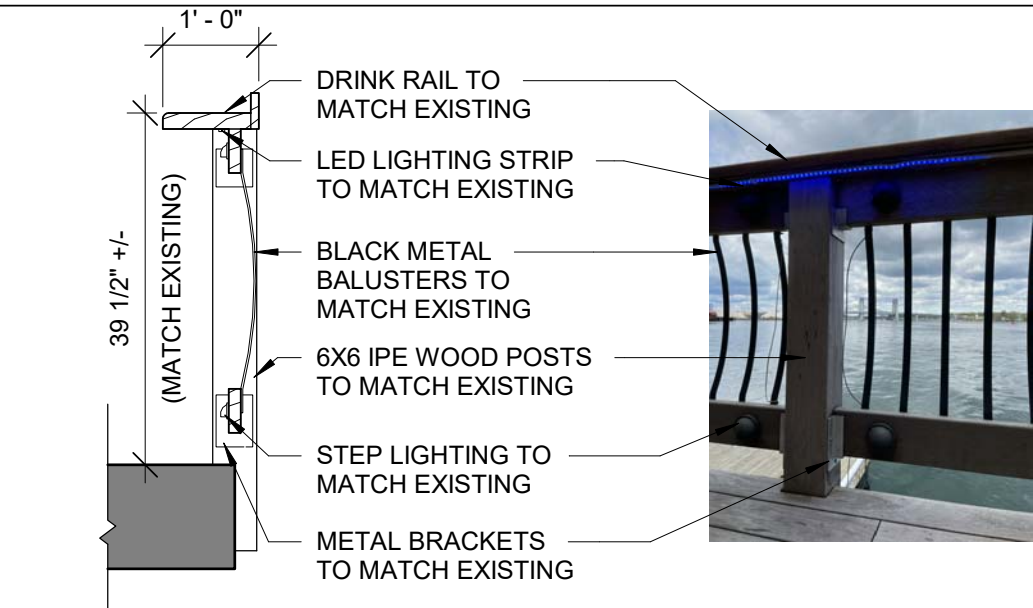


2 EAST ELEVATION (BACKSIDE OF MARTINGALE WHARF MURAL)  
1/4" = 1'-0"

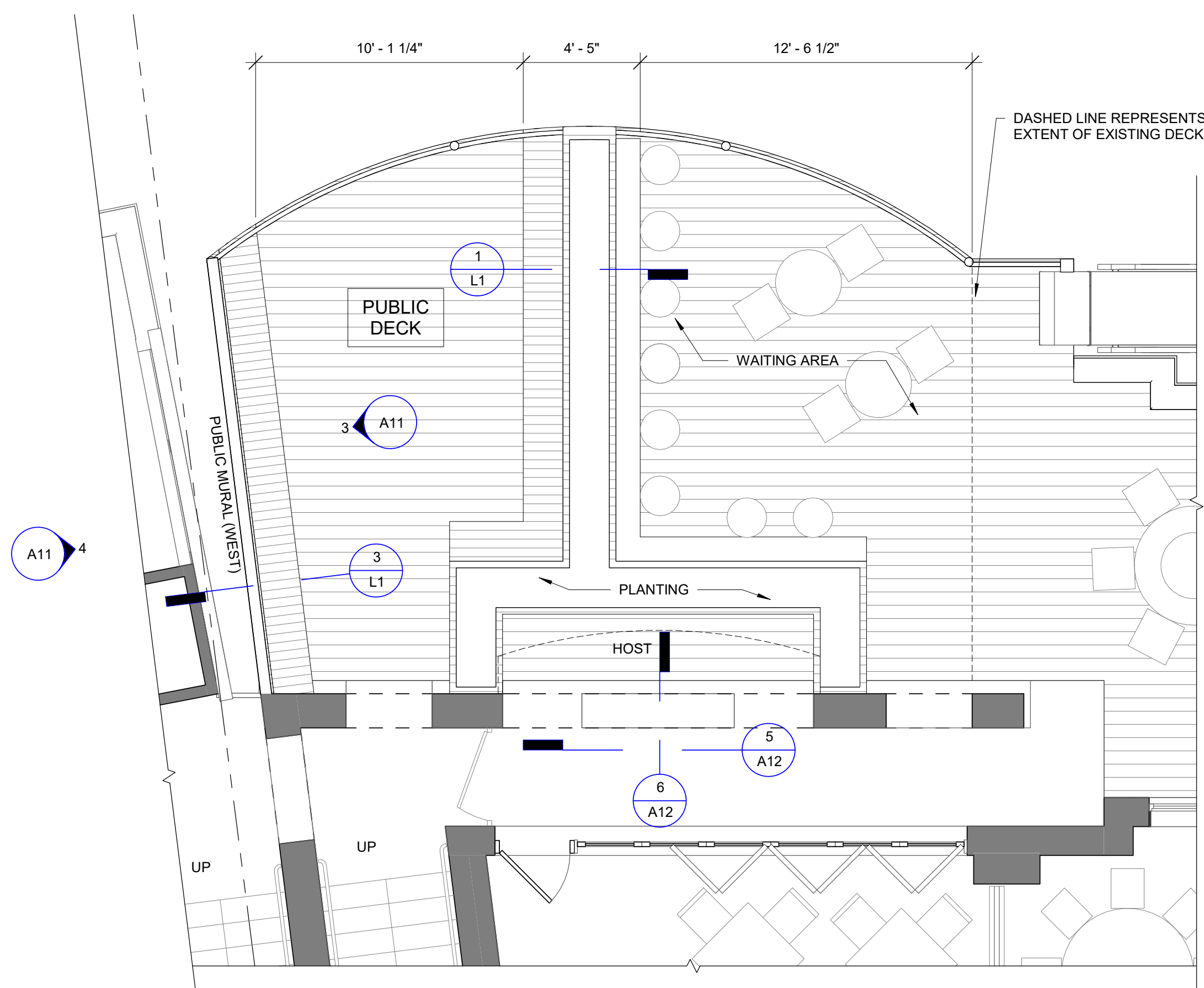


4 WEST ELEVATION (BACKSIDE OF PUBLIC DECK MURAL)  
1/4" = 1'-0"

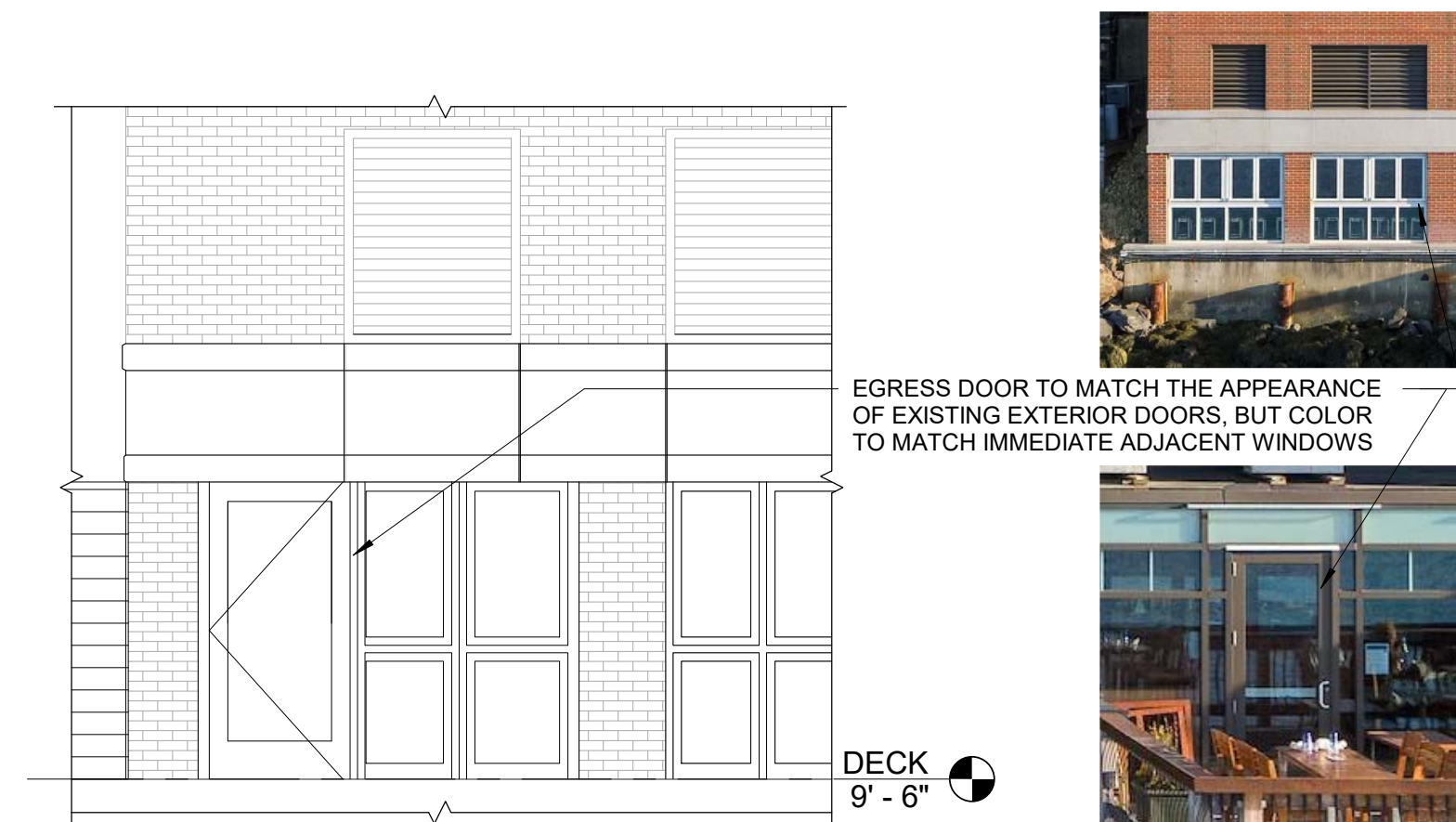




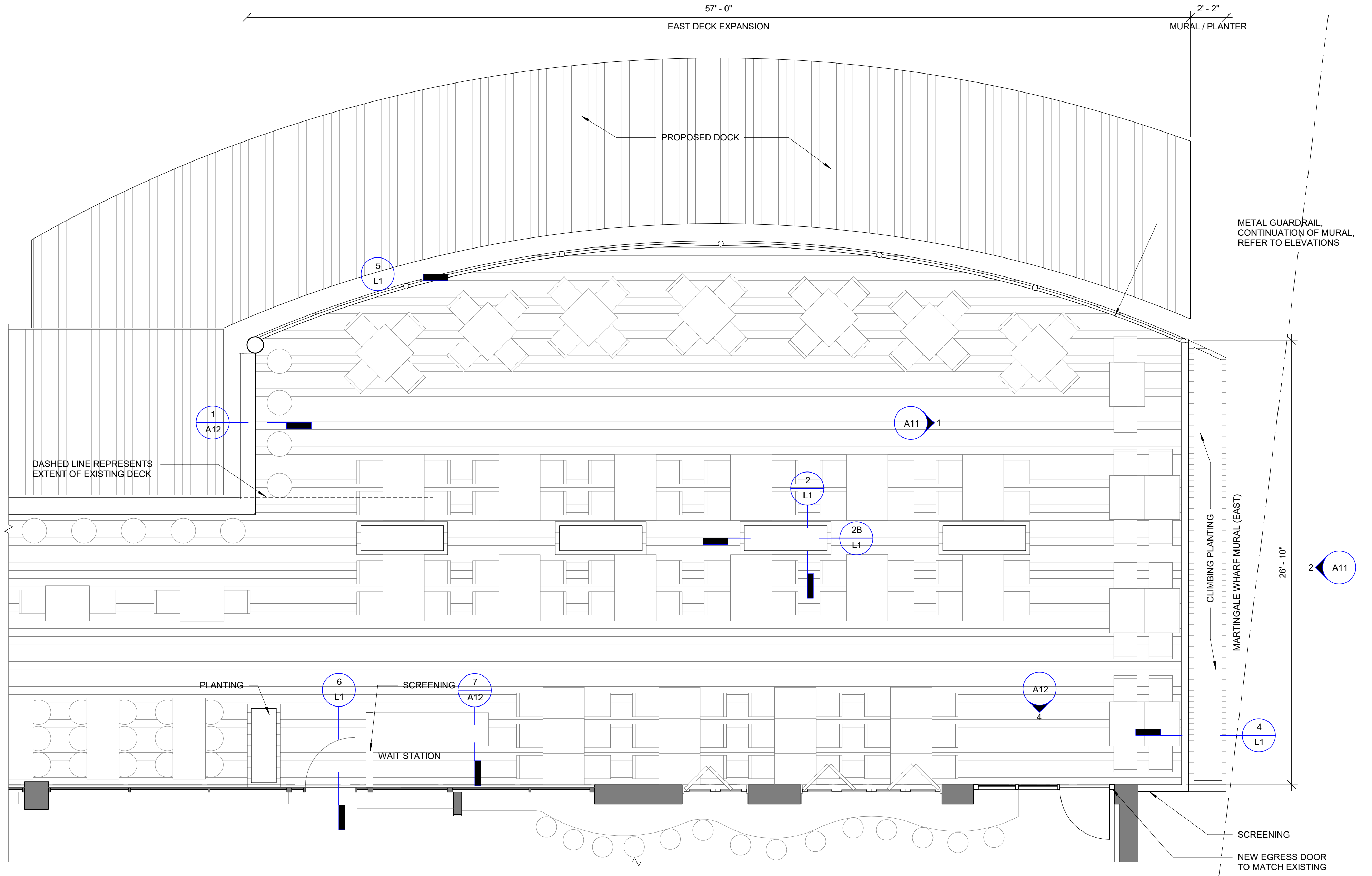
1 EXISTING DRINK RAIL EXTENSION SECTION DETAIL  
1/2" = 1'-0"



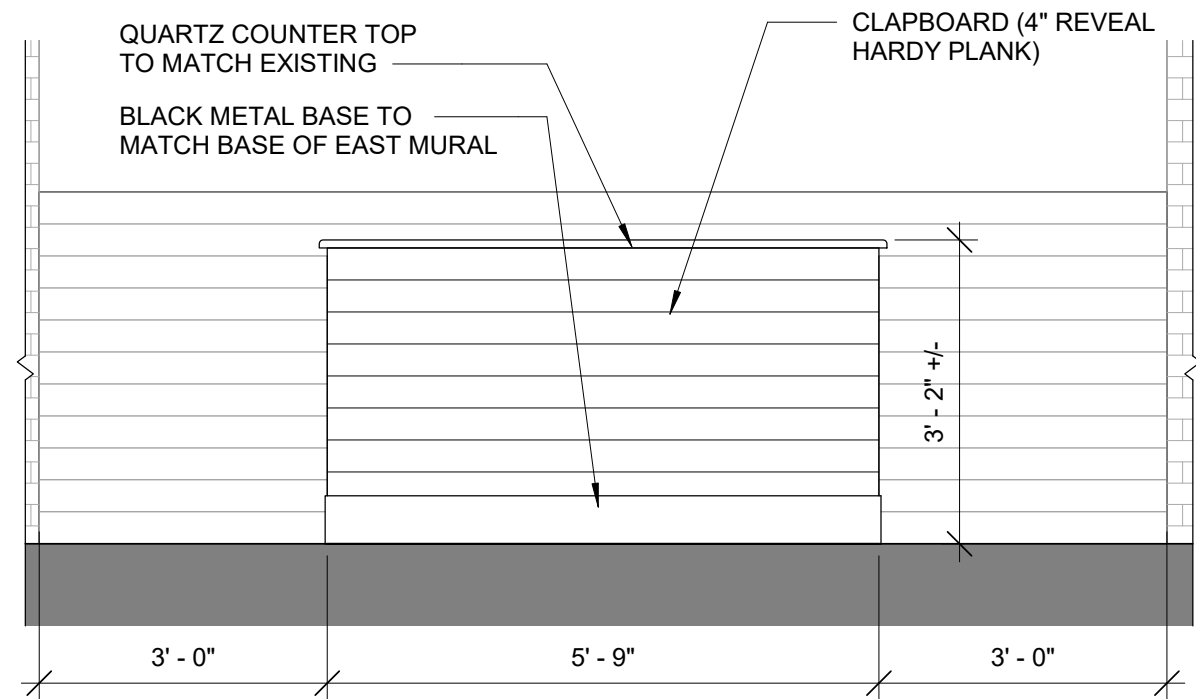
2 ENLARGED PUBLIC DECK PLAN  
1/4" = 1'-0"



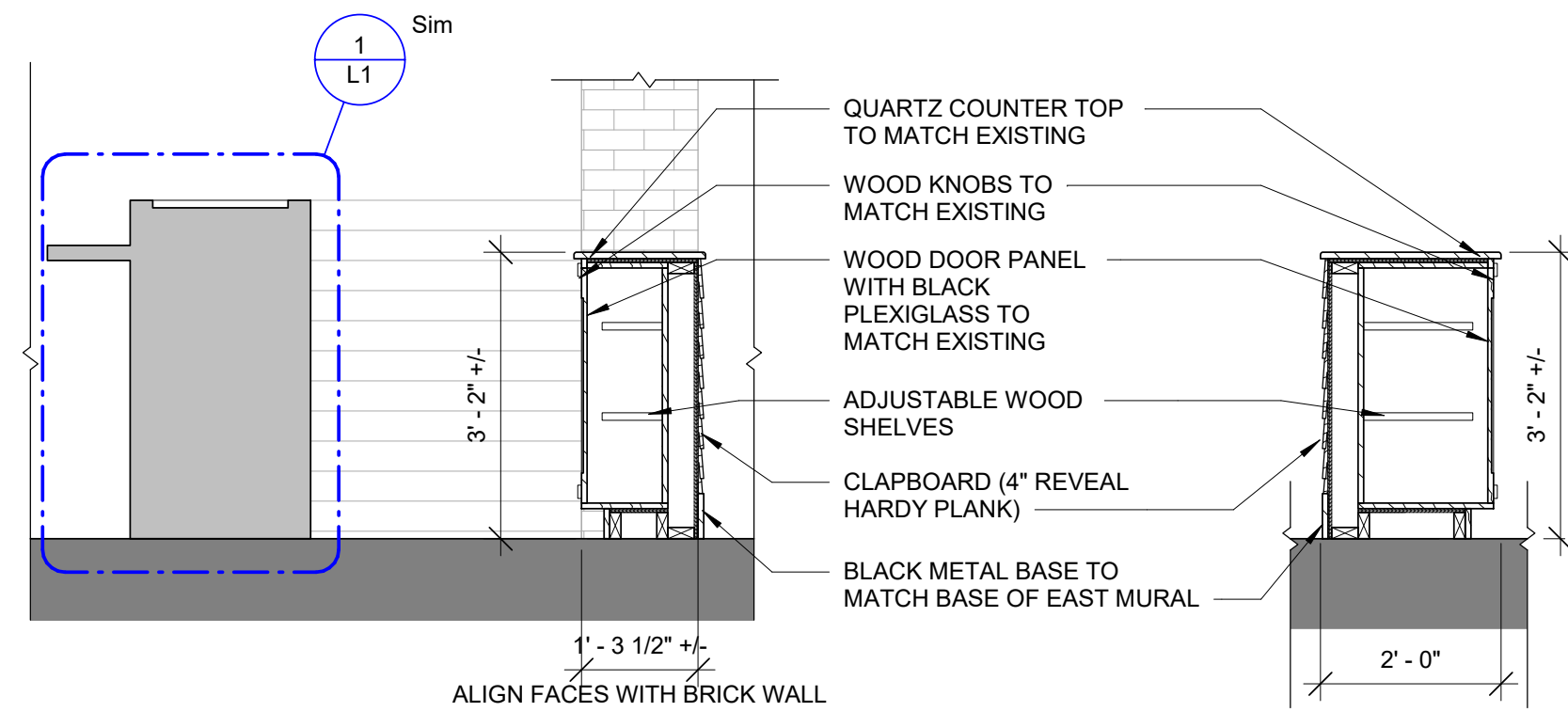
4 EGRESS DOOR ELEVATION  
1/4" = 1'-0"



3 ENLARGED MARTINGALE WHARF DECK EXPANSION PLAN  
1/4" = 1'-0"



5 ELEVATION AT HOST STATION  
1/2" = 1'-0"



6 SECTION THROUGH HOST STATION  
1/2" = 1'-0"

7 SECTION THROUGH TYPICAL WAIT STATION  
1/2" = 1'-0"





Pitch LED Indoor/Outdoor Wall Sconce  
By Tech Lighting



Product Options

Finish: ~~Black~~ Bronze  
Voltage: 120 Volt - 277 Volt

Details

- May be mounted up or down
- Marine-grade powder coat finishes
- Stainless Steel mounting hardware
- Impact-resistant, UV stabilized frosted acrylic lensing
- Material: Die-Cast Metal
- ADA compliant, Dark Sky compliant, Title 24 compliant
- ETL Listed Wet
- Marine Grade
- Warranty: 5 years
- Made In China

Dimensions

120 Volt Option Fixture: Width 5", Height 5", Depth 3.9", Weight 1.66Lbs  
277 Volt Option Fixture: Width 5", Height 5", Depth 3.9", Weight 1.66Lbs

Lighting

- 120 Volt Option: 261 Watt (823 Lumens) 120 Volt Integrated LED: CRI: 80 Color Temp: 3000K Lifespan: 70000 hours
- 277 Volt Option: 261 Watt (823 Lumens) 277 Volt Integrated LED: CRI: 80 Color Temp: 3000K Lifespan: 70000 hours

Additional Details

Product URL: <https://www.lumens.com/pitch-led-indoor-outdoor-wall-sconce-by-tech-lighting-TECP90024.html>  
Rating: ETL Listed Wet

Product ID: TECP90024



WALL SCONCE AT DECK PERIMETER - OR EQUAL



Notes:  
OR EQUAL

Norfolk Outdoor Wall Sconce  
By Troy Lighting



Product Options

Size: ~~Small~~ Medium ~~Large~~

Details

- Finish: Marine Bronze
- Material: Solid Brass
- Shade Material: Frosted Pressed Prismatic glass
- ADA compliant
- UL Listed Wet
- Made In China

Dimensions

Small Option Fixture: Depth 3", Diameter 8"  
Medium Option Fixture: Depth 3.5", Diameter 10"  
Large Option Fixture: Depth 4.5", Diameter 13"

Lighting

- Small Option: One 40 Watt (384 Lumens) 120 Volt E12 Candelabra Base Incandescent Lamp(s) (Not Included)
- Medium Option: Two 40 Watt (384 Lumens) 120 Volt E12 Candelabra Base Incandescent Lamp(s) (Not Included)
- Large Option: Two 60 Watt (672 Lumens) 120 Volt E12 Candelabra Base Incandescent Lamp(s) (Not Included)

Additional Details

Product URL: <https://www.lumens.com/norfolk-outdoor-wall-sconce-by-troy-lighting-uu466059.html>  
Rating: UL Listed Wet

Product ID: uu466059



WALL SCONCE AT BUILDING - OR EQUAL



Notes:  
OR EQUAL

Thin-Line LED Wall Bar  
By SONNEMAN Lighting



Product Options

Finish: ~~Black~~ ~~White~~ Satin White  
Size: 2, 4, 6, 8  
Lighting Option: Indirect, One-Sided, Two-Sided

Details

- One sided configuration can be installed as a downlight or uplight.
- Can be mounted horizontally or vertically
- Dimmable when used with TRIAC or ELV dimmer (not included)
- Damp rated for indoor use only
- Designed by Robert Sonneman in 2018
- Material: Metal
- Shade Material: Optical Acrylic
- ADA compliant
- UL Listed
- Warranty: Limited 1 Year
- Made in China

Dimensions

3 Option Backplate: Width 1", Height 1"  
3 Option Fixture: Width 30", Height 0.75", 1", Depth 3.5", Weight 4Lbs  
3 Option Shade: Width 30", Height 1", Depth 0.75"  
4 Option Backplate: Width 1", Height 1"  
4 Option Fixture: Width 48", Height 0.75", 1", Depth 3.5", Weight 7Lbs  
4 Option Shade: Width 48", Height 1", Depth 0.75"  
6 Option Backplate: Width 1", Height 1"  
6 Option Fixture: Width 72", Height 0.75", 1", Depth 3.5", Weight 9Lbs  
6 Option Shade: Width 72", Height 1", Depth 0.75"  
8 Option Backplate: Width 1", Height 1"  
8 Option Fixture: Width 96", Height 0.75", 1", Depth 3.5", Weight 13Lbs  
8 Option Shade: Width 96", Height 1", Depth 0.75"

Lighting

- 3 Option: 18 Watt (180 Lumens) 120 Volt Integrated LED: Color Temp: 3000K
- 3 Option: 36 Watt (2220 Lumens) 120 Volt Integrated LED: Color Temp: 3000K
- 4 Option: 22 Watt (1450 Lumens) 120 Volt Integrated LED: Color Temp: 3000K
- 4 Option: 44 Watt (2910 Lumens) 120 Volt Integrated LED: Color Temp: 3000K
- 6 Option: 36 Watt (2220 Lumens) 120 Volt Integrated LED: Color Temp: 3000K
- 6 Option: 72 Watt (4440 Lumens) 120 Volt Integrated LED: Color Temp: 3000K
- 8 Option: 47 Watt (3120 Lumens) 120 Volt Integrated LED: Color Temp: 3000K
- 8 Option: 94 Watt (6240 Lumens) 120 Volt Integrated LED: Color Temp: 3000K

Additional Details

Product URL: <https://www.lumens.com/thin-line-led-wall-bar-by-sonneman-lighting-SNNP202253.html>  
Rating: UL Listed

Product ID: SNNP202253



LINEAR WALL MOUNTED LIGHTING AT BUILDING TO MATCH EXISTING



Notes:  
EXTERIOR RATED EQUAL



EXISTING LINEAR WALL MOUNTED LIGHTING AT BUILDING

PL23DM Outdoor LED Path Light  
By Focus Industries



Product Options

Finish: ~~Black Texture~~ Bronze Texture

Details

- LED Lifespan: 50000 hours
- Driver is included
- Material: Aluminum
- ETL Listed Wet
- Warranty: Limited 5 Year
- Made In USA

Dimensions

Fixture: Width 2.25", Height 18", Depth 2.25", Weight 2.1Lbs

Lighting

- 4 Watt (300 Lumens) 12 Volt Integrated LED: CRI: 90 Color Temp: 3000K

Additional Details

Product URL: <https://www.lumens.com/pl23dm-outdoor-led-path-light-by-focus-industries-FOCP309793.html>  
Rating: ETL Listed Wet

Product ID: FOCP309793



AMBIENT PLANTER DOWNLIGHTS - OR EQUAL



Notes:  
OR EQUAL



IPE WOOD DECKING - MATCH EXISTING



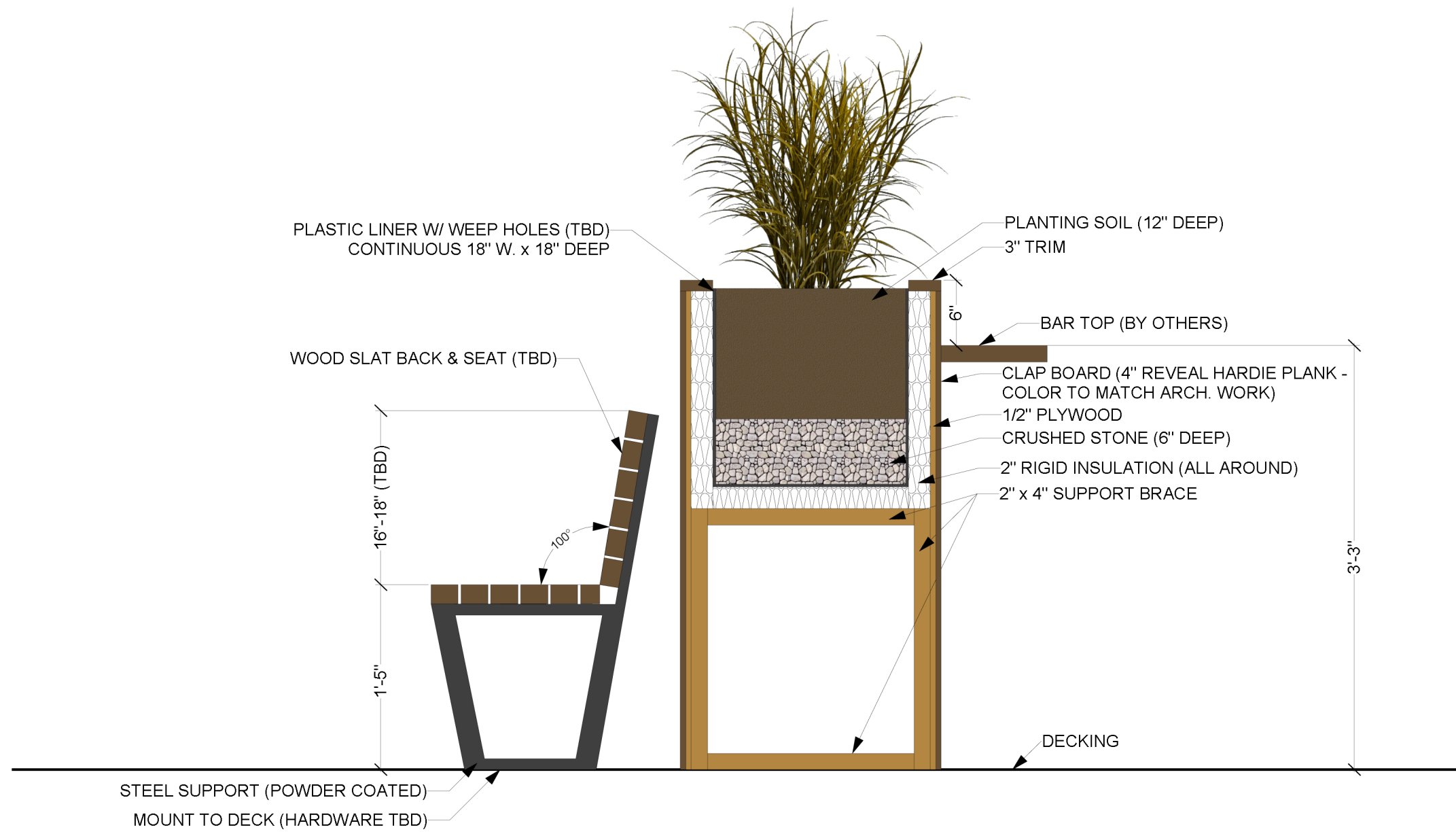
HARDIE PLANK - 4" EXPOSURE - BOOTHBAY BLUE



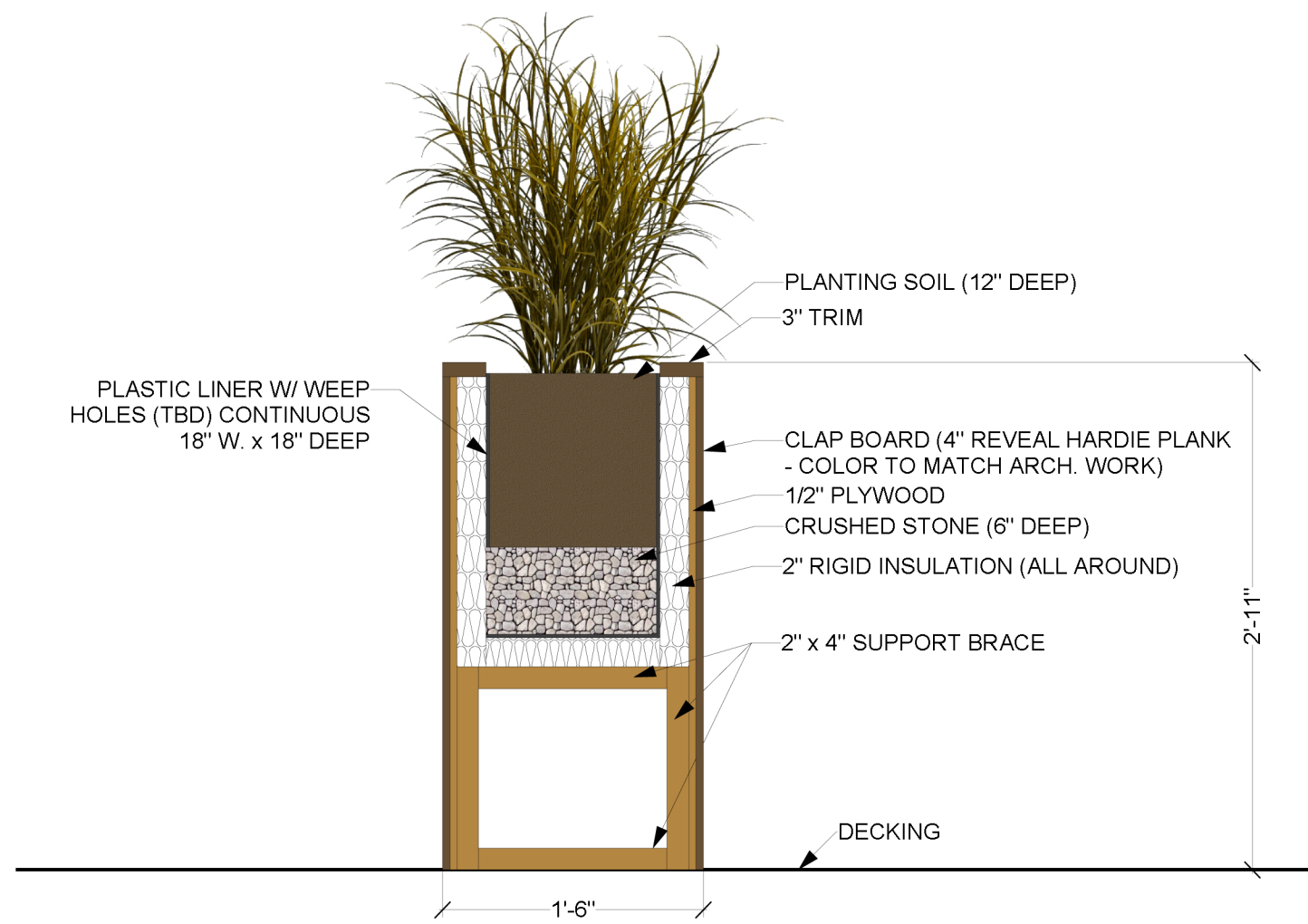
METAL GUARDRAIL BALUSTRADES AT EAST DECK EXPANSION - SIMILAR TO EXISTING (BLACK)



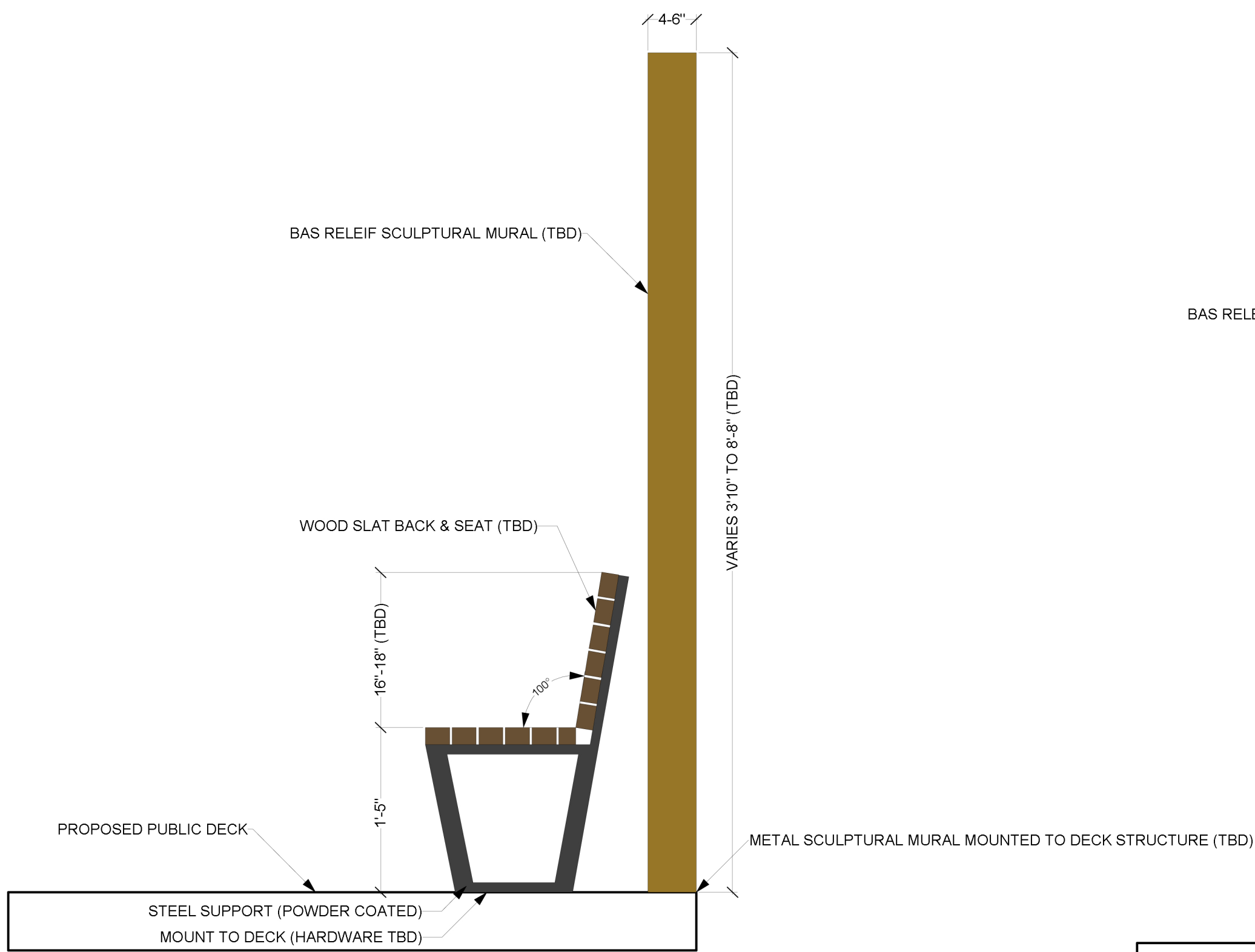
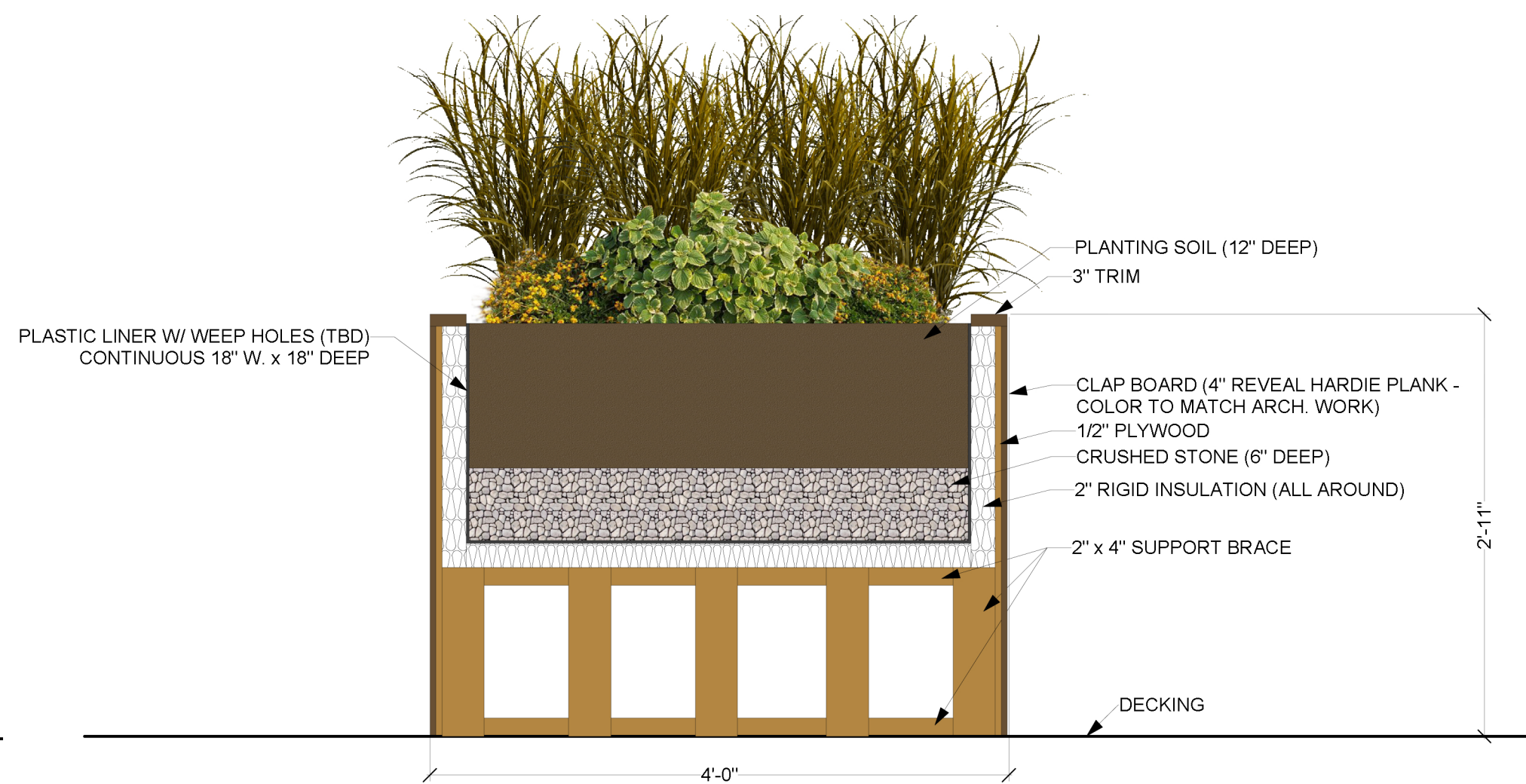




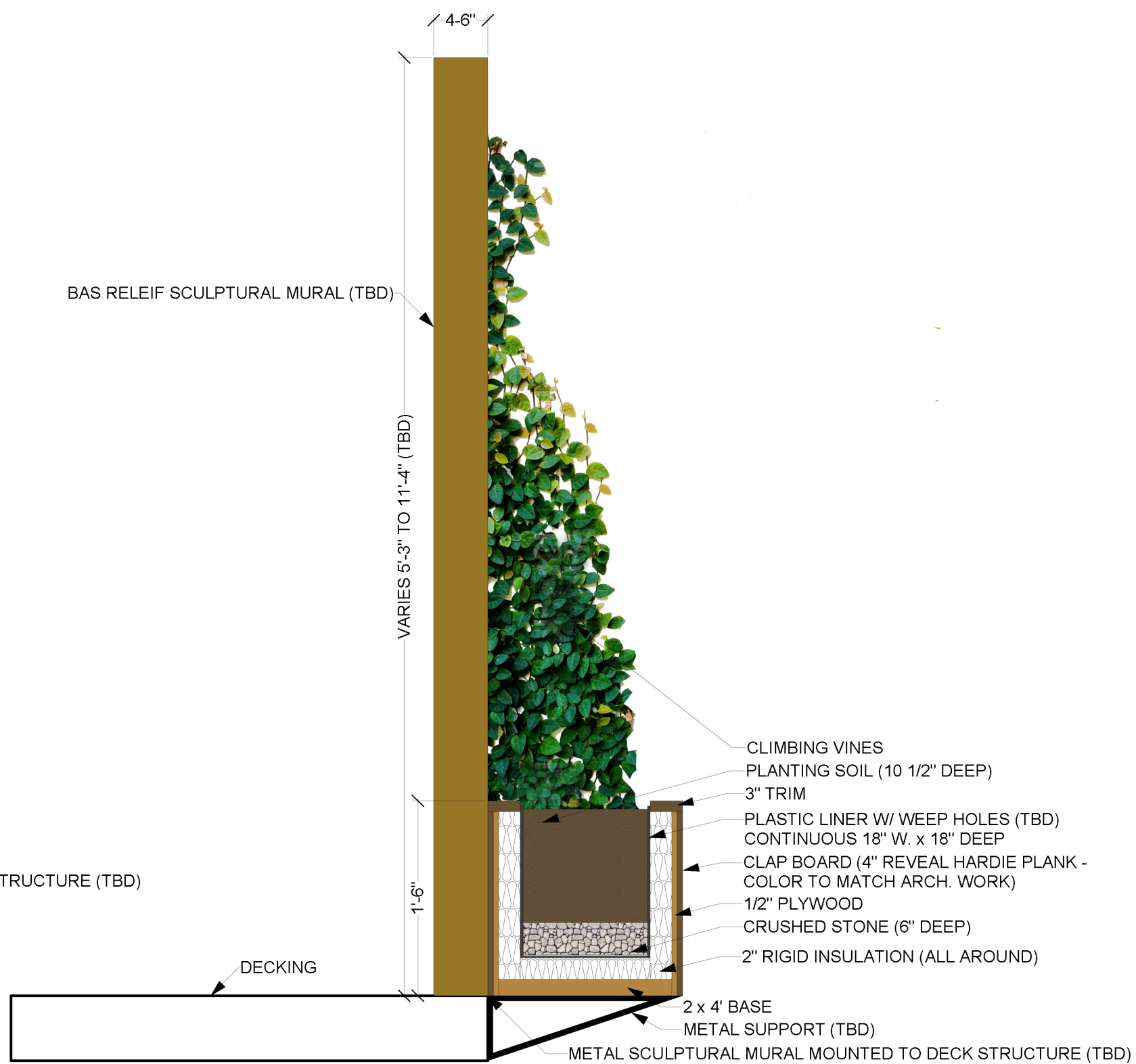
1  
L-1  
PLANTING BOX AND BAR DETAIL  
SCALE: 1"=1'-0"



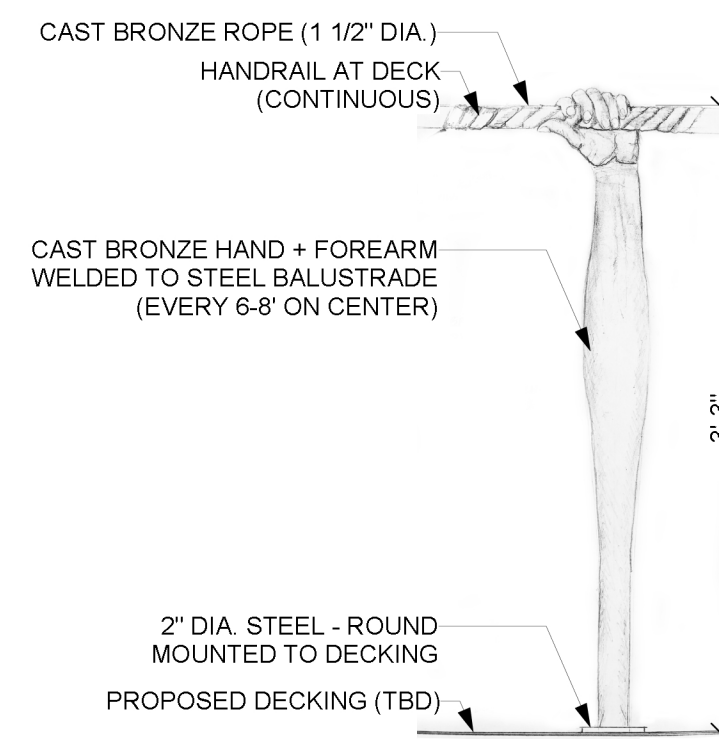
2  
L-1  
SOLITARY PLANTER (18" W. x 48" L. x 35" HT.)  
SCALE: 1"=1'-0"



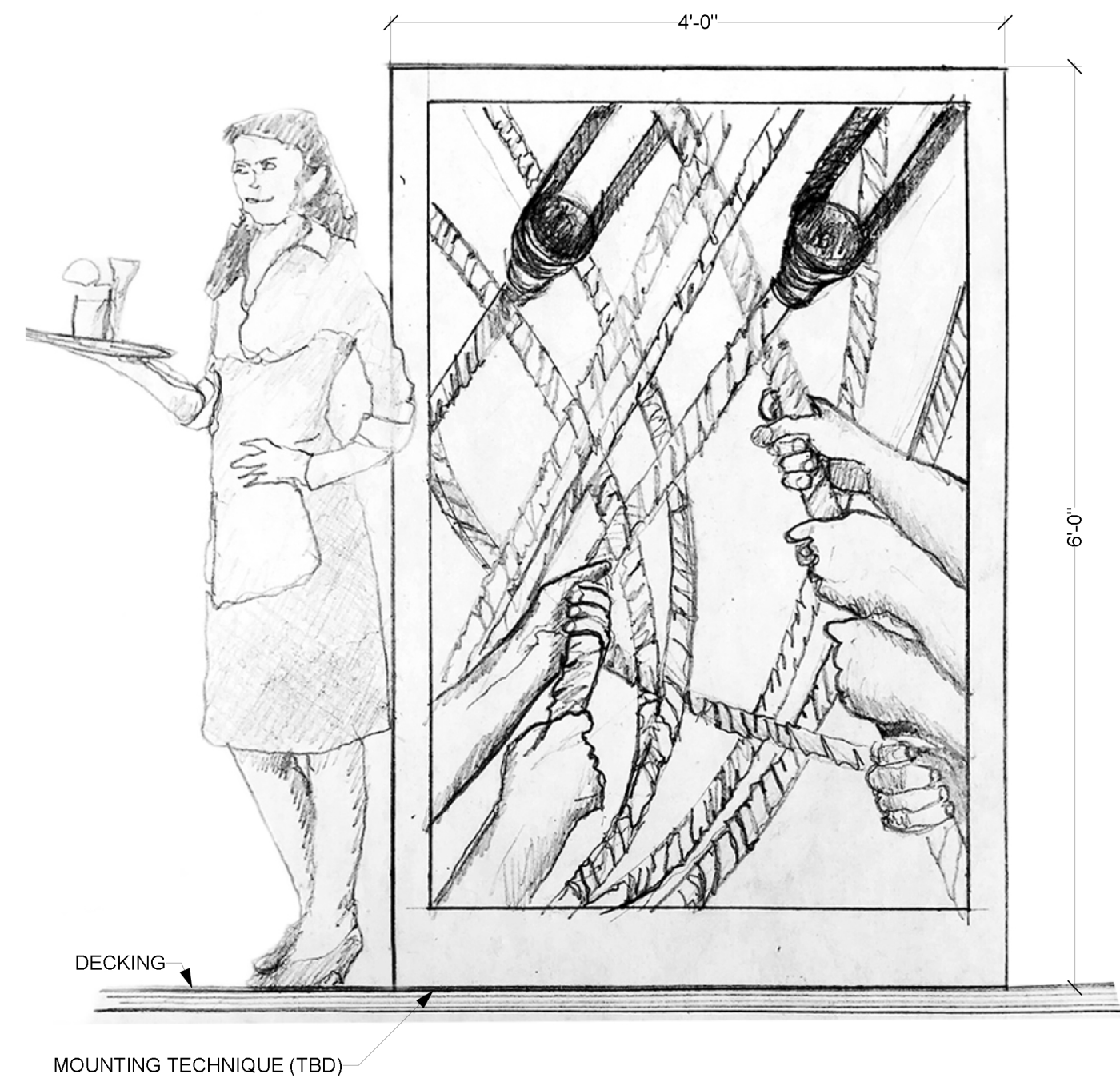
3  
L-1  
WEST BENCH AND MURAL DETAIL  
SCALE: 1"=1'-0"



4  
L-1  
EAST BENCH AND MURAL DETAIL  
SCALE: 1"=1'-0"



5  
L-1  
BALUSTRADE DETAIL  
SCALE: 1"=1'-0"




6  
L-1  
METAL SCREEN PARTITION AT WAITRESS STAND  
SCALE: 1"=1'-0"



PREVIOUSLY APPROVED DECK  
EXPANSION APPLICATION FOR  
REFERENCE

JUNE 8, 2015





# CITY OF PORTSMOUTH

Community Development Department  
(603) 610-7232

Planning Department  
(603) 610-7216



**PLANNING DEPARTMENT**  
**HISTORIC DISTRICT COMMISSION**  
**CERTIFICATE OF APPROVAL**

**Date:** June 8, 2015  
  
**To:** Martingale, LLC  
P.O. Box 930  
Portsmouth, NH 03802  
  
**Re:** 99 Bow Street

The Historic District Commission considered your proposal at its meeting of June 3, 2015 wherein permission was requested to allow new construction to an existing structure (expand existing fixed pier) as per plans on file in the Planning Department.

After due deliberation, the Commission voted that the request be **approved** as presented with the following stipulation:

- 1) That this approval is contingent on the granting of a State wetland permit.

**Findings of Fact:** The proposed application meets the following purposes of the Historic District Ordinance (as applicable):

**A. Purpose and Intent:**

- ☐ Yes ☐ No - Preserve the integrity of the District
- ☒ Yes ☐ No - Maintain the special character of the District
- ☐ Yes ☐ No - Assessment of the Historical Significance
- ☒ Yes ☐ No - Complement and enhance the architectural and historic character
- ☐ Yes ☐ No - Conservation and enhancement of property values
- ☒ Yes ☐ No - Promote the education, pleasure & welfare of the District to the city residents and visitors



Page 2

Re: 99 Bow Street

June 8, 2015

The proposed application also meets the following review criteria of the Historic District Ordinance (as applicable):


**B. Review Criteria:**

- ☐ Yes ☐ No - Consistent with special and defining character of surrounding properties
- ☐ Yes ☐ No - Relation to historic and architectural value of existing structures
- ☒ Yes ☐ No - Compatibility of design with surrounding properties
- ☐ Yes ☐ No - Compatibility of innovative technologies with surrounding properties

**PLEASE NOTE:** Prior to the issuance of a building permit, the Building Inspector will need to review and approve construction drawings/sketches so work shall not commence until the review process is complete. Applicants should note that approvals may also be required from other Committees and/or Boards prior to the issuance of a Building Permit.

The minutes and tape recording of the meeting may be reviewed in the Planning Department.

Respectfully submitted,

  
\_\_\_\_\_  
Joseph Almeida, Chairman  
Historic District Commission

cc: Robert Marsilia, Chief Building Inspector  
Rosann Maurice-Lentz, Assessor  
Steve McHenry, McHenry Architecture



# MARTINGALE WHARF


JUNE 3, 2015 - Historic District Commission, Public Hearing, Portsmouth, New Hampshire

General Project Description:

Waterfront Deck -

- Expand existing Wharf Restaurant deck
- Create a public wharf deck

EXISTING DECK



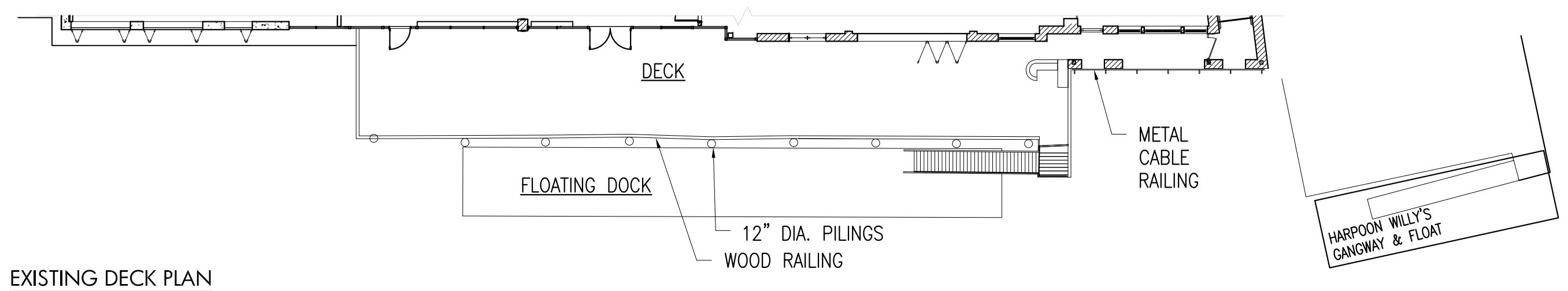




EXISTING DECK VIEW

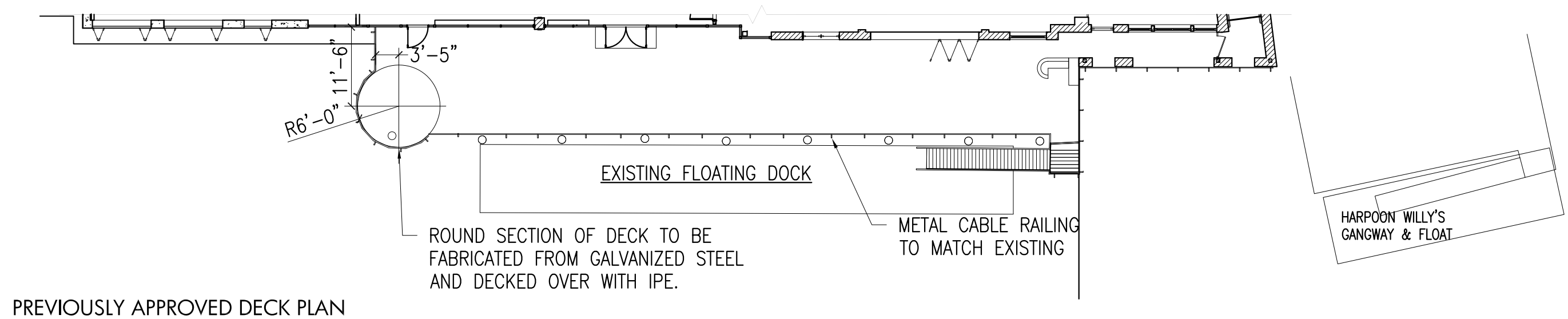
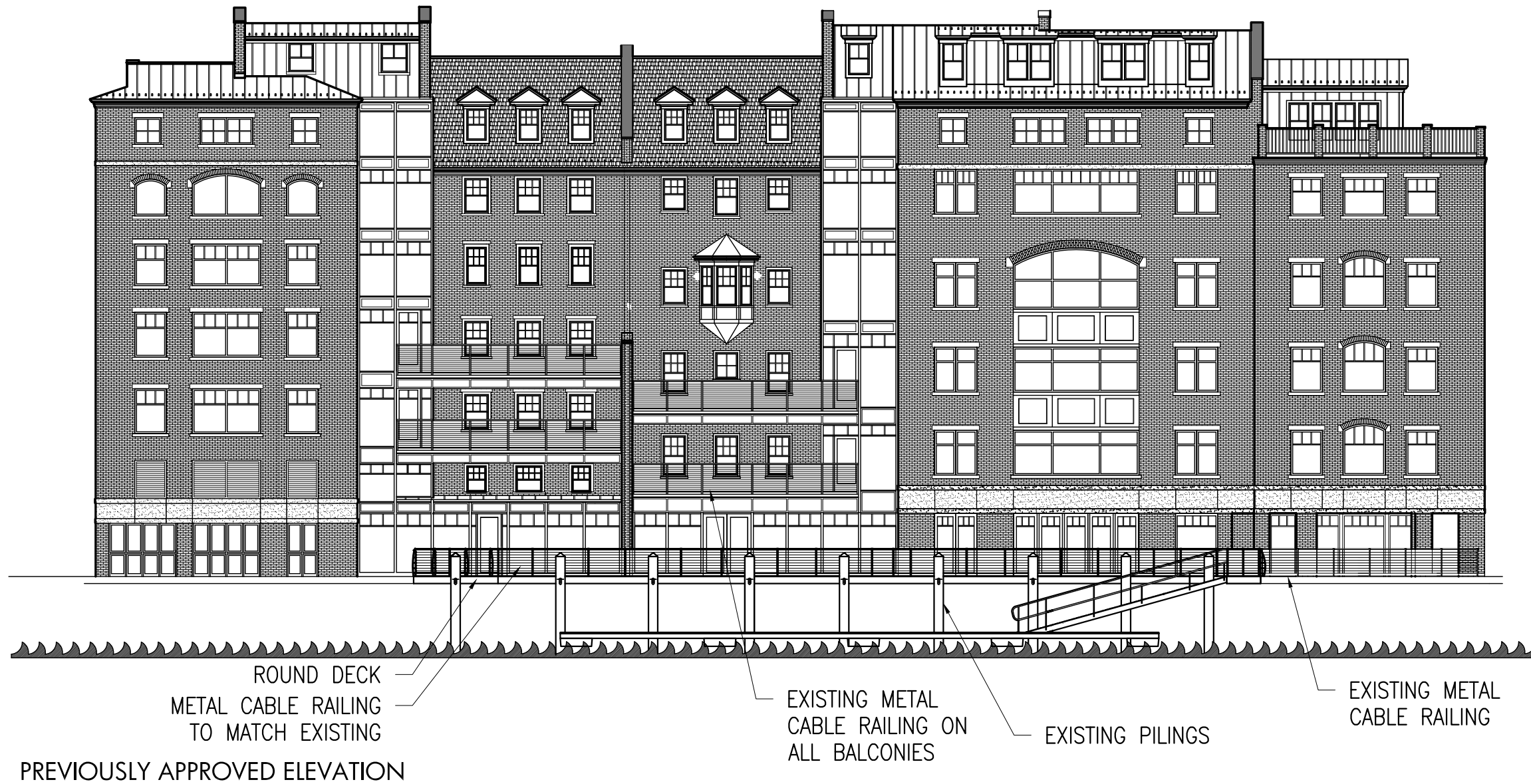







EXISTING DECK PLAN



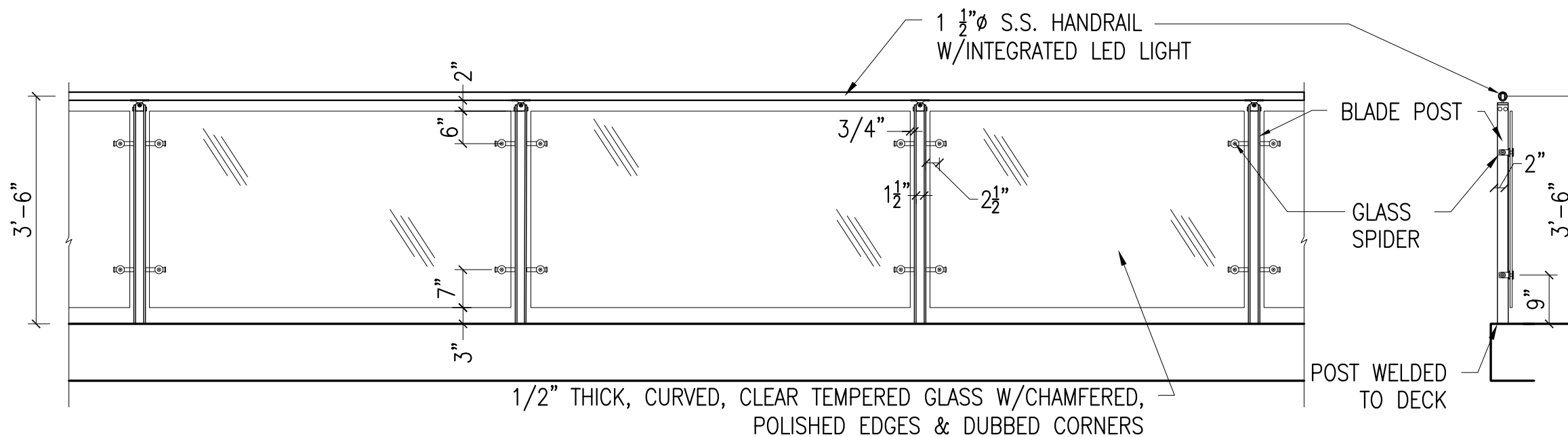


PREVIOUSLY APPROVED DECK PLAN

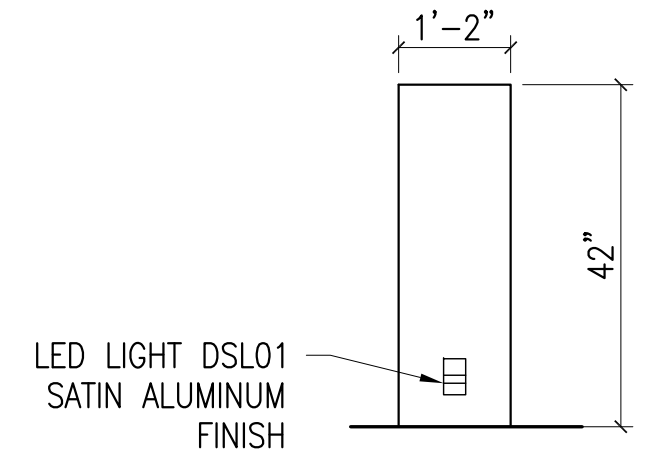
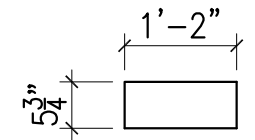




**PREVIOUSLY APPROVED GLASS GUARDRAIL PLAN DETAIL**  
3/4"=1'-0"

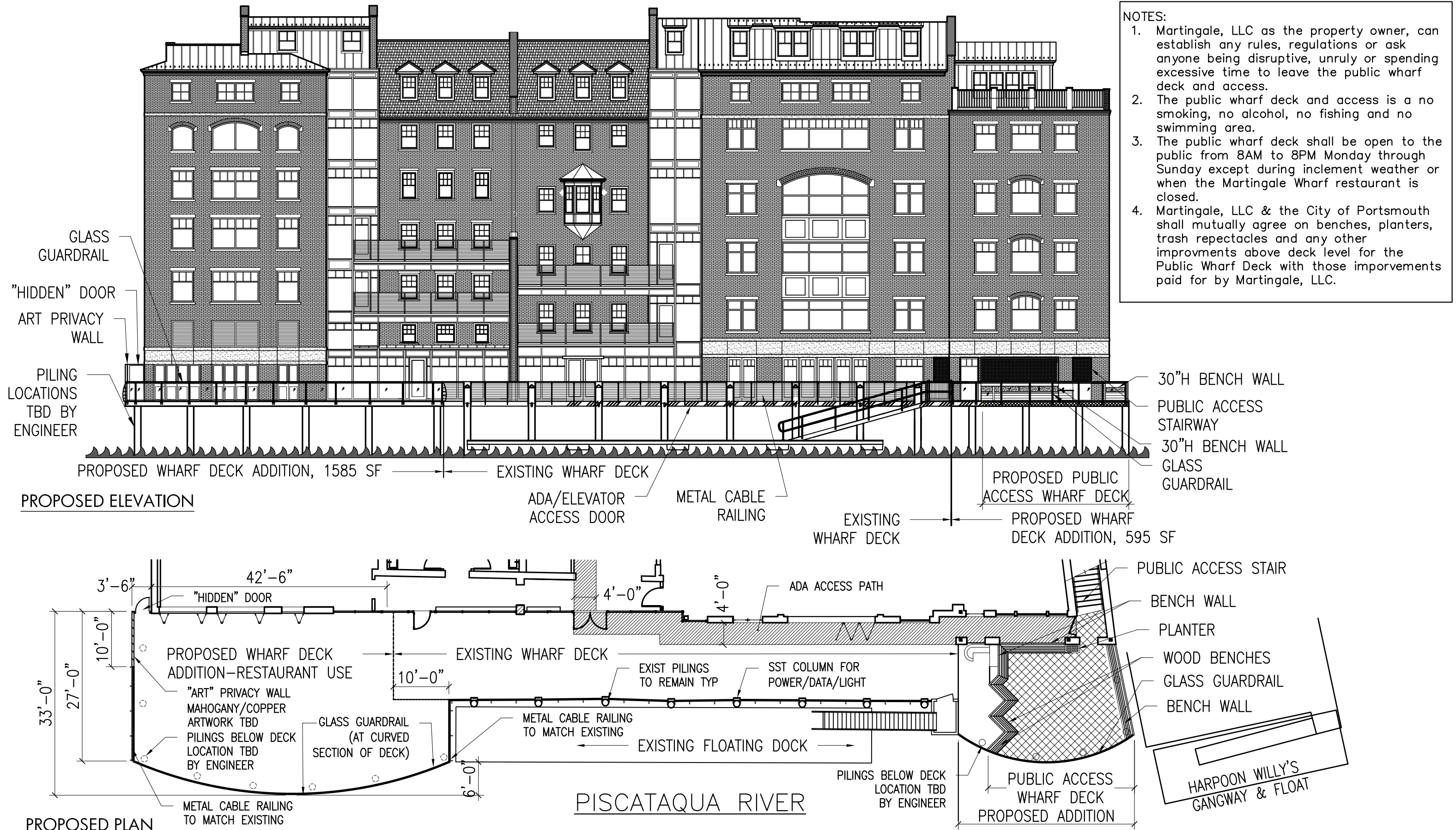


**PREVIOUSLY APPROVED GLASS GUARDRAIL ELEVATION AND SECTION**  
1/2"=1'-0"



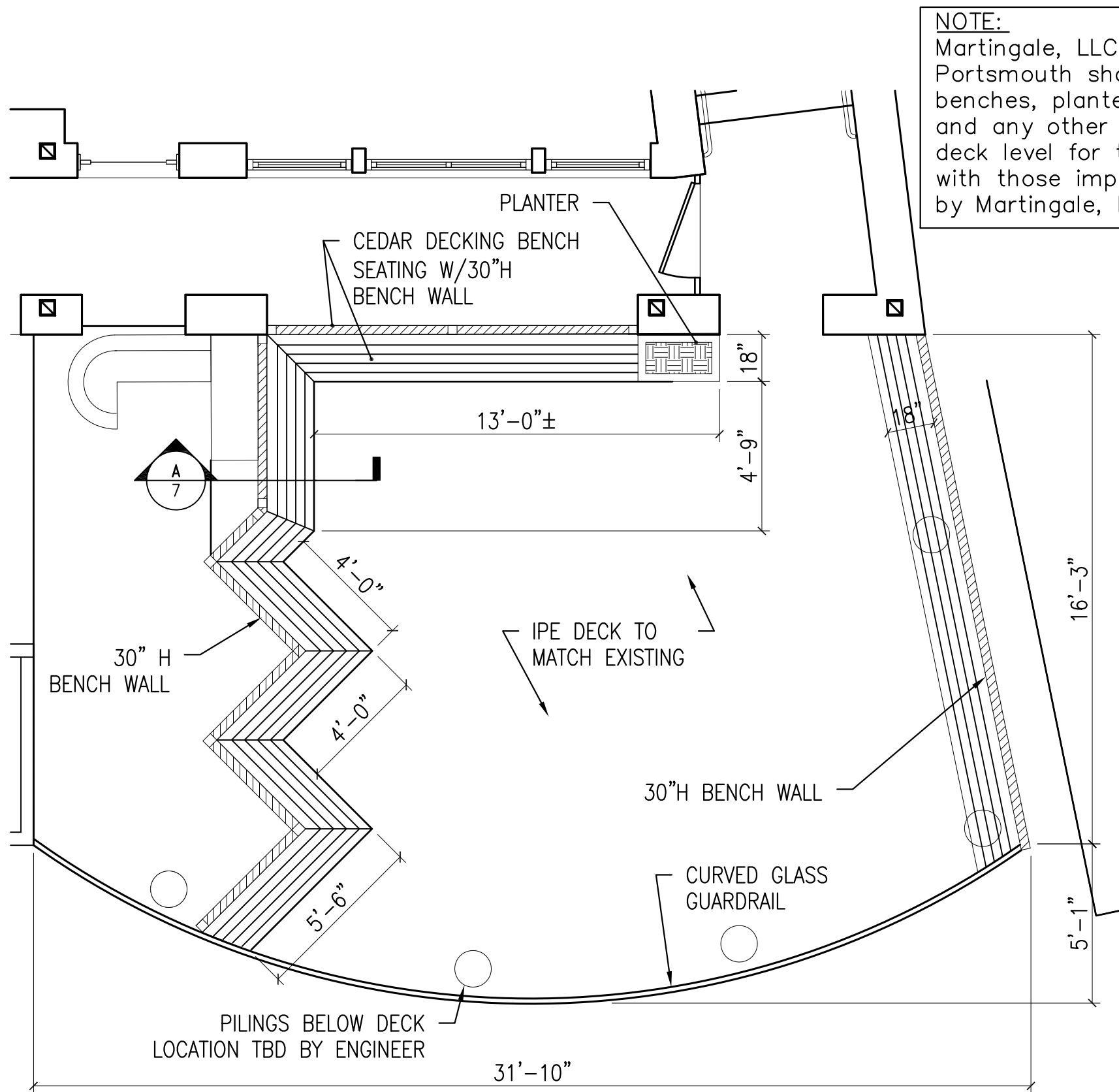
**SS COLUMN ELEVATION**  
1/2"=1'-0"



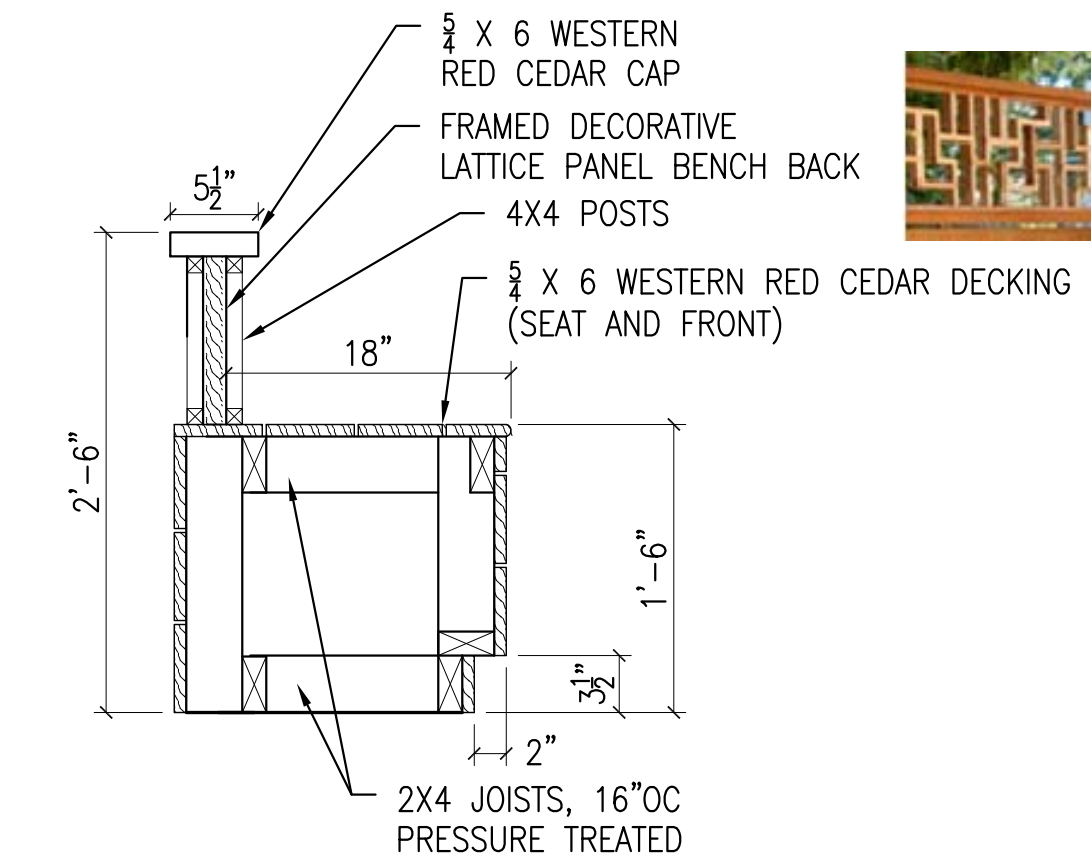
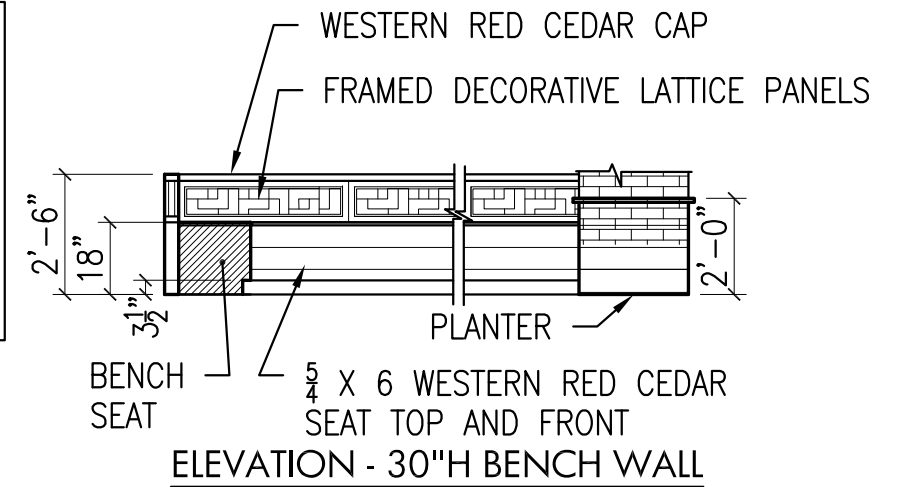


- NOTES:
1. Martingale, LLC as the property owner, can establish any rules, regulations or ask anyone being disruptive, unruly or spending excessive time to leave the public wharf deck and access.
  2. The public wharf deck and access is a no smoking, no alcohol, no fishing and no swimming area.
  3. The public wharf deck shall be open to the public from 8AM to 8PM Monday through Sunday except during inclement weather or when the Martingale Wharf restaurant is closed.
  4. Martingale, LLC & the City of Portsmouth shall mutually agree on benches, planters, trash receptacles and any other improvements above deck level for the Public Wharf Deck with those improvements paid for by Martingale, LLC.





PROPOSED ENLARGED PLAN

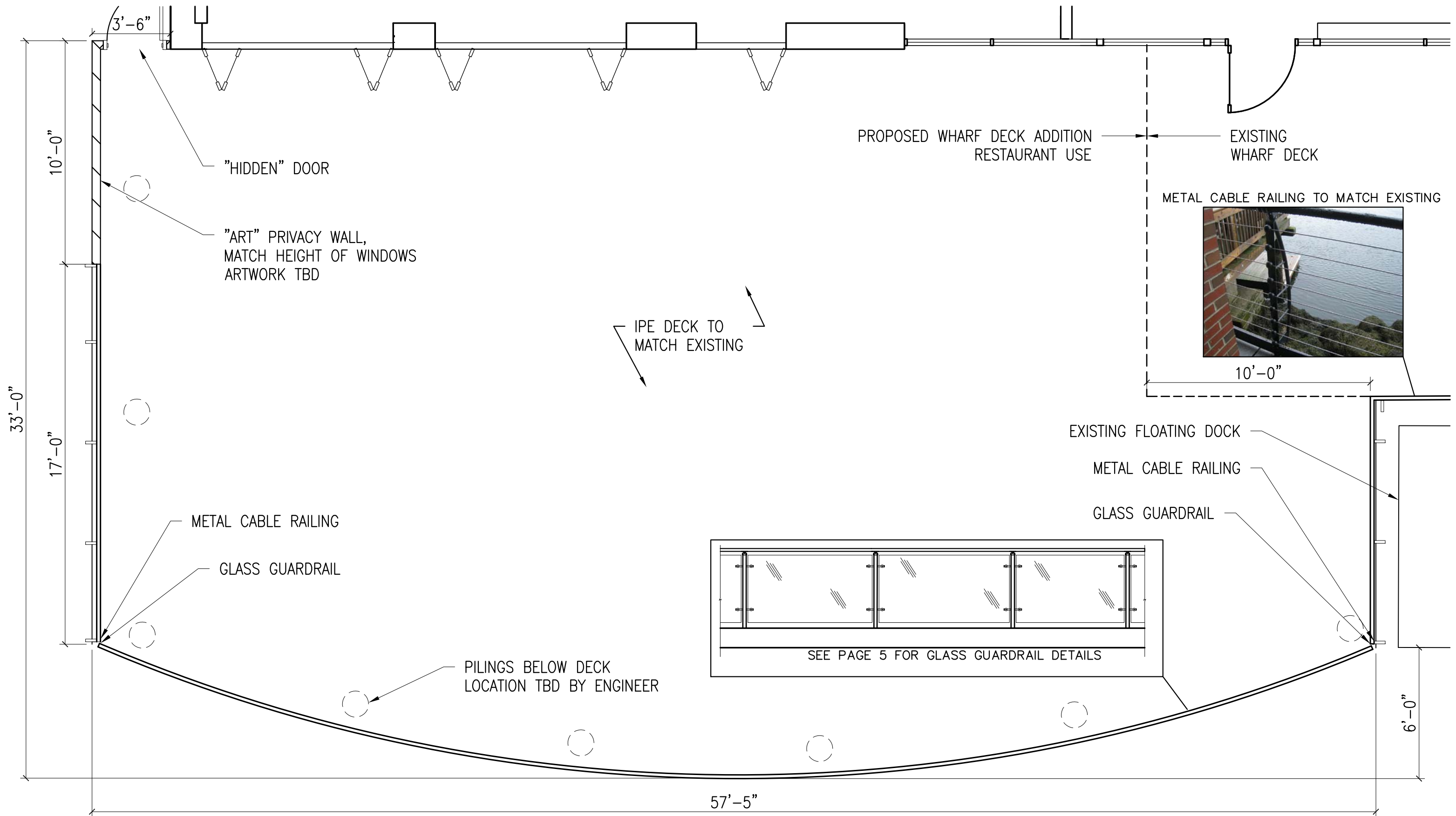


(A) SECTION @ BENCH WALL  
(PLANTER TO MATCH BENCH CONSTRUCTION)

DECORATIVE LATTICE PANEL:  
MANUFACTURER: LATTICESTIX  
PATTERN D140  
SIZE: 1507 (4' X 1'-10")  
EDGE LATTICE=45 3/4"w x 21 3/4"h x 1 1/2"d  
MATERIAL: WESTERN RED CEDAR

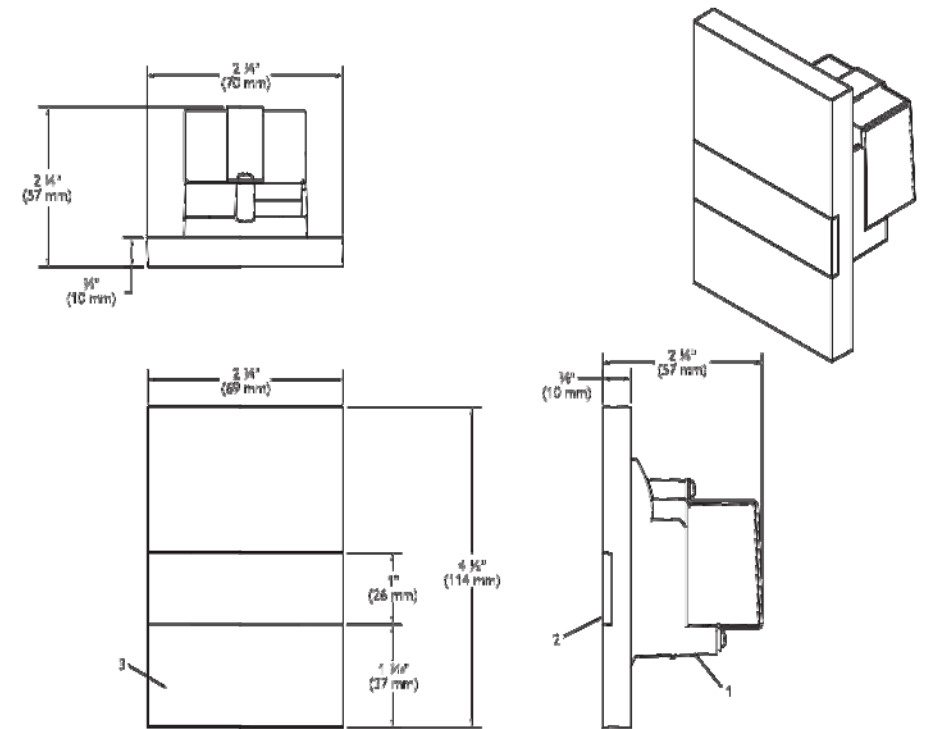
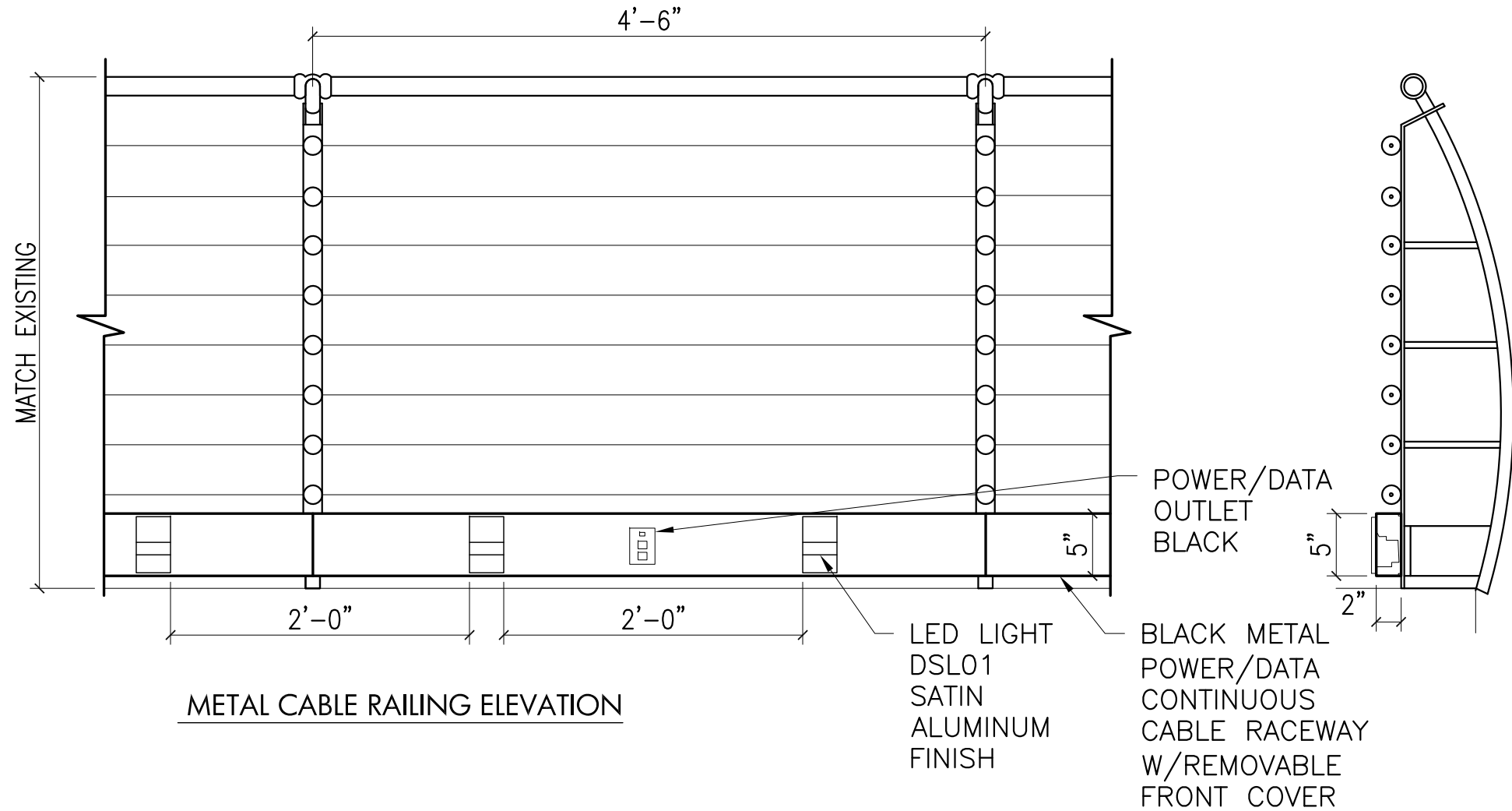






PROPOSED ENLARGED PLAN





**Features**

- 1. Heat Sink/Driver Housings: Die-cast aluminum.
- 2. Lens: Injection molded polycarbonate clear, developed for optimum optical output.
- 3. Face Plate: Die-cast aluminum.
- 4. Switch Box Mounting Plate: 18ga. C.R.S. zinc plated, for mounting to a 3 1/2" deep switch box. (Not shown)

**Electrical**

**LED:** (1) 4W 3000K white LED. Average expected life, under normal operating conditions is 50,000 hours with lumen maintenance of 70% of original light output.

**Driver:** Class 2 power supply.

**Voltage:** 120V

**Electrical (continued)**

**Output Wattage:** 5 W

**Input Current (max.):** 100 mA

**Frequency:** 50/60 Hz

**Output Voltage (VDC):** 12 V

**Constant Current:** 500 mA

**Finish**

Satin aluminum with protective clearcoat.

Matte white powder coat.

**Labels**

cULus Listed. Suitable for wet locations.

Wall mount only.



Philips Lighting  
 e: [led.webmaster@philips.com](mailto:led.webmaster@philips.com)  
 t: (508) 679-8131  
 w: [www.lightalliance.com](http://www.lightalliance.com)  
 DSL01 May 31, 2011  
 Specifications are subject to change without notice.  
 © Koninklijke Philips Electronics N.V., 2011. All rights reserved.

Job Information	Type:
-----------------	-------