

# Community Development Block Grant Program

## Consolidated Annual Performance and Evaluation Report



**City of Portsmouth, New Hampshire**

**July 1, 2014 – June 30, 2015**

SEPTEMBER 30, 2015

*Prepared by:*  
*Community Development Department*  
*1 Junkins Avenue*  
*Portsmouth, New Hampshire*

*Contact Person:*  
*David Moore*  
*Community Development Director*  
*(603) 610-7226*

# Table of Contents

EXECUTIVE SUMMARY .....	4
FY 2014-2015 ACCOMPLISHMENTS, BY CONSOLIDATED PLAN PRIORITY NEED AND PROGRAM ...	6
HOUSING.....	6
PUBLIC FACILITIES .....	6
ACCESSIBILITY.....	7
PUBLIC SERVICES.....	7
ADMINISTRATION .....	9
HUD MANDATED CAPS .....	9
ASSESSMENT OF PROGRESS TOWARD CONSOLIDATED PLAN GOALS.....	10
RESOURCES LEVERAGED .....	22
OTHER ACTIONS TAKEN TO MEET COMMUNITY NEEDS.....	23
SPECIAL NEEDS OF PERSONS THAT REQUIRE SUPPORTIVE HOUSING .....	23
OBSTACLES TO SERVING UNDERSERVED NEEDS.....	23
ACTIONS TO AFFIRMATIVELY FURTHER FAIR HOUSING.....	23
OVERCOMING GAPS IN THE INSTITUTIONAL STRUCTURE .....	25
FOSTERING PUBLIC HOUSING IMPROVEMENTS AND RESIDENT INITIATIVES.....	25
BARRIERS TO EVALUATING AND REDUCING LEAD BASED PAINT HAZARDS .....	25
COMPLIANCE AND MONITORING.....	26
NUMBER OF FAMILIES IN POVERTY.....	27
ACTIONS TAKEN TO AVOID DISPLACEMENT .....	27
ACTIVITIES HAVING A LIMITED CLIENTELE OR A PRESUMED BENEFIT .....	28
ACTIVITIES TO ADDRESS SLUMS/BLIGHT .....	28
SELF EVALUATION .....	29
PERFORMANCE MEASUREMENT SYSTEM .....	29
PUBLIC PARTICIPATION.....	29

## List of Figures and Charts

- Figure 1: FY 2014-2015 CDBG Expenditures
- Chart 1: Assessment of Progress toward Consolidated Plan Goals
- Chart 2: Resources Leveraged

## List of Appendices

- Appendix A: Summary of CDBG Expenditures
- Appendix B: Summary of Housing Rehabilitation and Residential Accessibility Programs
- Appendix C: IDIS Report PR26- CDBG Financial Summary for Program Year 2014
- Appendix D: IDIS Report PR23- Summary of Accomplishments Report and IDIS Report PR 10 CDBG Housing Activities
- Appendix E: IDIS Report PR06- Summary of Consolidated Plan Projects for 2014
- Appendix F: IDIS Report PR03- Activity Summary for Grantees and CDBG-R Activity Summary
- Appendix G: Summary of Public Service Expenditures
- Appendix H: CDBG Program Income FY 2014-2015
- Appendix I: Legal Notice
- Appendix J: Copy of Checks for Interest Earned on Program Income
- Appendix K: City of Portsmouth, Annual Budget, CDBG Performance Measures
- Appendix L: Maps of the Jurisdiction
- Appendix M: Section 3 Annual Report, HUD Form 60002

## **Executive Summary**

The Consolidated Annual Performance and Evaluation Report (CAPER) for Program Year 2014 (City FY 2014-2015) describes the programmatic accomplishments and financial expenditures made between July 1, 2014 and June 30, 2015. Accomplishments for the fiscal year are presented in the context of the goals and priorities set forth in the 2010-2104 (City FY 2011-2015) Five Year Consolidated Plan. This is the fifth in a series of five CAPERs that relate to the 2010-2014 Five Year Consolidated Plan.

The Five-Year Consolidated Plan identifies community needs, strategies for addressing these needs, and CDBG program goals. An Annual Plan is developed for each fiscal year to describe the specific projects funded in that year to address the five-year program goals. These documents are developed through a citizen participation process conducted by the Citizens Advisory Committee. This committee, which is comprised of representatives from the community, holds public meetings and hearings to obtain input regarding community needs and potential projects. Community Development staff support the Citizens Advisory Committee in these efforts. The preparation of these documents, including the CAPER, is a requirement of U.S. Housing and Urban Development (HUD) which funds the CDBG program.

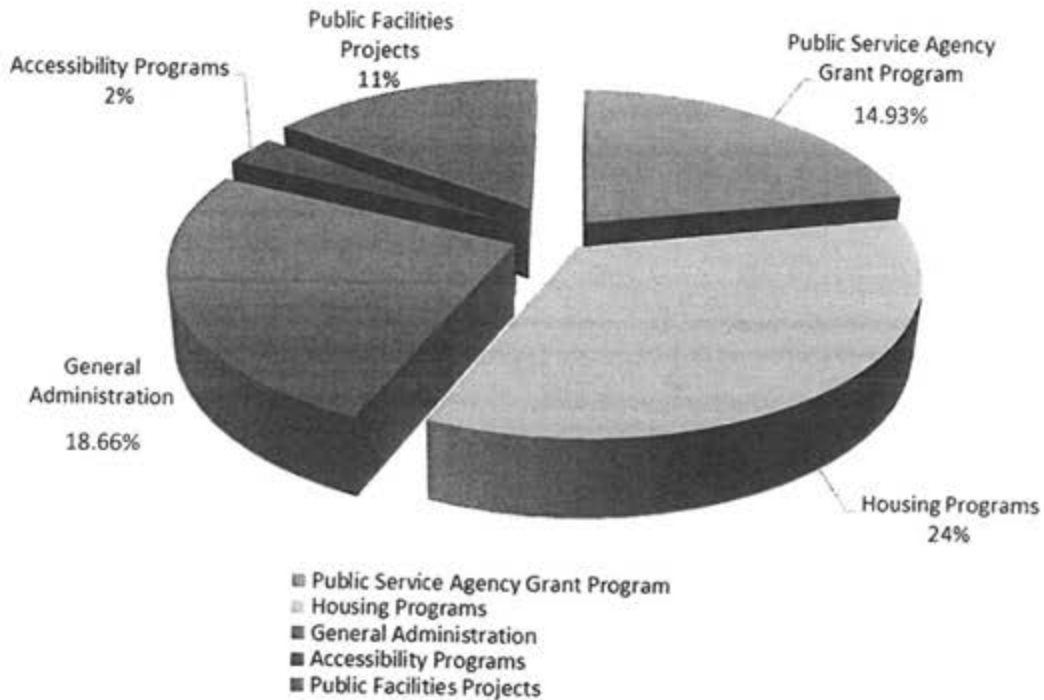
### **Summary of Progress by Consolidated Plan Priority Need**

The activities undertaken during this program year represented the priority needs identified in the 2010-2014 Consolidated Plan. Those priority needs included Housing, Public Facilities, Public Services - General Welfare, Public Services - Youth Programs, Public Services - Homeless/HIV-AIDS, Public Services - Health, and Public Services - Non-Homeless/Special Populations. Many of these needs were met by ongoing programs such as the Residential Accessibility Program, Housing Rehabilitation Program, the Portsmouth Non-Profit Loan Program, and the Public Service Agency Grant Program. Funding for community needs is reflected in the following pie chart on the following page. A summary of the progress on the Consolidated Plan goals over the five-year period is found in the section "FY 2014-2015 Accomplishments, by Consolidated Plan Priority Need and Program" in this report.

## FY 2014-2015 CDBG Expenditures

All percentages in Figure 1 below are a portion of total FY 2014-2015 expenditures and include general administration expenses. HUD limits the percentage of funds that can be spent on Public Service Agency Grants and General Administration activities. However, HUD does not take the expenditures as a proportion of total FY 2014-2015 expenditures; instead HUD has stipulated a specific formula for the calculation of these percentages. The City's expenditures fall within the prescribed limits (See Appendix C, CDBG Financial Summary for Program Year 2014, PR26). More information on these caps is found on page 9.

**Figure 1: FY 2014-2015 CDBG Expenditures by Category**



The following is a brief description of the FY 2014-2015 priority need goals, programs designed to meet those goals, and the achievements for the FY 2014-2015 program year. More information on achievements related to the Five-Year Consolidated Plan goals is provided in the next section.

## **FY 2014-2015 Accomplishments, by Consolidated Plan Priority Need and Program**

### Housing

#### **Priority Need - Housing**

5-Year Housing Goal: To support the creation and preservation of housing opportunities for people who earn very low-, low- and moderate-incomes and to support the ability of people with disabilities to remain in their homes and to Affirmatively Further Fair Housing by addressing the impediments to fair housing choice, within the City of Portsmouth, that have been identified in the City's '2013 Update to the Analysis of Impediments to Fair Housing Choice (AI)."

**HomeTown, First Time Homebuyers Program.** This program combines the resources of the CDBG program, Portsmouth Housing Endowment Fund, NH Housing Finance Authority and Citizens Bank NH to help eligible households purchase homes in Portsmouth. Due to high housing costs and a slowed down marketing effort, no loan applications were received during the program year. Recently, City staff has taken steps to renew the program and at the time of this report, the HomeTown program has received a few inquiries and one application.

**Housing Rehabilitation Program.** Grants are available through this program to homeowners who earn low or moderate incomes for necessary home improvements as well as multi-family properties where at least 51% of tenants earn low or moderate incomes. Two single family residential units were completed this year, and \$77,600 was expended for improvements and repairs at Connors Cottage Senior Housing. In total, \$133,510, or 24% of expenditures in FY 2014-2105 was spent on housing rehabilitation.

A map of the locations of publicly- and privately- assisted housing developments in Portsmouth can be found in Appendix L, Maps of the Jurisdiction.

### Public Facilities

#### **Public Facilities Priority Need - General**

5-Year Public Facility Goal: To improve infrastructure in areas where a majority of residents earn very low-, low-, and moderate-incomes with the objective of improving safety and aesthetics; and to improve accessibility for people with disabilities.

CDBG funds totaling \$59,738, or 11% of expenditures in FY 2014-2015 were spent on one public facilities street improvement and construction project in a low-moderate income area.

**Ranger Way Streetscape Improvements - Construction.** In FY 2014-2015, the City completed the final phases of the construction of streetscape improvements of this street in the Atlantic Heights Neighborhood. The majority of the project was undertaken in FY 13-14 and included drainage, water and sewer improvements as well as installation of new curbing, sidewalks, and street trees.

## **Accessibility**

CDBG funds were expended on one accessibility project, which totaled 2% of expenditures in FY 2014-2015.

**Residential Accessibility Program.** This program provides grant funds to homeowners who earn low or moderate incomes and who need to make accessibility improvements to enable a household member to remain living at home. No funds were expended on residential accessibility this year.

**City Accessibility Improvements.** Strawberry Banke Museum was awarded an \$11,500 grant for accessibility improvements and construction.

## **Public Services**

The Public Service Agency Grant Program and the Portsmouth Non-Profit Loan Program are programs that help meet the need for health, shelter, and support services, and were accorded a high priority in the Consolidated Plan. These programs provide the basis for progress made towards public service goals during FY 2014-2015, the fifth year in the FY 2011-2015 Consolidated Plan cycle.

The **Portsmouth Non-Profit Loan Program (PNPLP)** is a revolving loan fund, which finances low interest loans to non-profit agencies that provide services to residents who earn low or moderate incomes for the purchase or rehabilitation of property. Loan repayments are made to a revolving loan fund providing a pool of funds available for future loans. Staff screens all loan applications for eligibility. The City advertised and conducted community outreach, however, no loans were closed during FY 2014-2015.

The **Public Service Agency Grant Program** is a competitive grant program that makes funds available to local non-profit public service agencies each year to fund operating costs. After an intensive application review process, the Citizens Advisory Committee recommends grant awards to the City Manager. The City annually allocates the maximum amount of funds possible to the Public Service Agency Grant Program. In FY 2014-2015, 12 grants were awarded.

Below is a description of the programs funded by priority need area.

### **Public Service Priority Need - General**

**5-Year General Public Service Goal:** To support agencies that provide social services important to people who earn very low-, low-, and moderate-incomes.

**A Safe Place** provided emergency shelter and support services to people in abusive relationships. The population served by this agency is presumed to earn low income. In Program Year 2014, the project benefitted 116 women fleeing from domestic violence. Funding was provided through federal, state, private and local sources, including the Portsmouth CDBG program.

The **Community Childcare Center** provided child care for families who were working, enrolled in job training programs, or were experiencing a particular situation of stress. This agency received CDBG funds, City general funds and grants from private foundations and governmental

programs to defray childcare costs for households who earned low and moderate incomes. In FY 2014-2015 (HUD Program Year 2014), 100% of families assisted earned very low, low or moderate incomes.

**Sexual Assault Support Services** provided 24-hour hotline services, crisis intervention and support services to victims/survivors of sexual assault and childhood sexual abuse and their non-offending parents, partners and friends. Ninety-two percent (92%) of their clients earned very low, low or moderate incomes. CDBG funds offset the operating costs of their Portsmouth office. This agency also received funds from the Violence Against Women Act, Victims of Crime Act, the Rape Block Grant, the City's general fund and other local sources.

#### Public Service Priority Need- Health

5-Year Health Services Goal: To support public service agencies that provide services important to the health of people who earn very low-, low-, and moderate-incomes.

The **Families First of the Greater Seacoast Dental Center** provided preventative and restorative dental care to adults and children from households earning low and moderate incomes. Families who earned very low-, low- or moderate-incomes compose 100% of the client base.

#### Public Service Priority Need - Youth Programs

5-Year Youth Programs Goal: To support public service agencies that provide services for children and youth from families who earn very low-, low-, and moderate-incomes that will foster their growth into healthy adults.

The **Portsmouth Housing Development, LTD - Youth Risk & Prevention Program** is designed to provide mentoring and after-school programming for children living in the two Portsmouth Housing Authority-owned and managed family housing developments. 100% of the clients served in this program were from households earning very low incomes.

**New Heights: Adventures for Teens** is a youth risk prevention and mentoring program providing services to Seacoast youth between the ages of 11 and 18 years old. CDBG funding was provided in tuition assistance to 170 youth from households earning very low- to moderate- incomes.

#### Public Service Priority Need - Special Needs/Non-Homeless

5-Year Special Needs/Non-Homeless Services Goal: To support public service agencies that provide services to help prevent the hospitalization of the elderly and those with disabilities by providing home care, support activities and medical care; provide programming that will support the physical and emotional health of senior citizens.

**Area Home Care & Family Services** provides assistance with home care tasks and with activities of daily living to senior citizens. In FY 2014-2015, 100% of individuals assisted earned very low, low, or moderate incomes. Funding was provided through the Portsmouth General Fund, towns, Medicaid and other State and Federal sources, and the United Way as well as CDBG.



The goal of the **Seacoast Mental Health Center Psychiatry Program** is to effectively manage client's respective mental illnesses so they may function independently and/or stabilize their lives. 72% of the clients served in this program were from households earning low or moderate incomes.

#### Public Service Priority Need - Homeless and HIV/AIDS

**5-Year Homeless and HIV/AIDS Goal:** To support public service agencies that provide emergency and transitional shelter for the homeless and facilitate their movement into permanent housing through life skills enhancement activities; and help prevent the hospitalization of those living with HIV/AIDS through the provision of supportive services.

**Cross Roads House** provided emergency and transitional shelter to homeless individuals and families. All of the clients of this organization (100%) were individuals in families who earned very low incomes. Funding was provided by CDBG, the City's general fund, as well as other local, state, federal and private sources.

**AIDS Response of the Seacoast** offered a number of services to individuals living with AIDS, including case management, financial aid and housing assistance for clients unable to work due to illness. Funding was provided by the CDBG program, the City's general fund, Ryan White Care Act, New Hampshire Emergency Shelter Grants in Aid Program and local foundations. Individuals and small families who earned very low or low incomes made up 100% of the Portsmouth beneficiaries.

#### ADMINISTRATION

**5-Year Administration Goal:** To efficiently and effectively develop, implement and evaluate programs that primarily benefit people who earn very low-, low-, and moderate-incomes. To ensure full compliance with federal regulatory requirements in the carrying out Block Grant-funded activities; including Fair Housing Act and related laws and regulations by Affirmatively Furthering Fair Housing by addressing the impediments to fair housing choice, within the City of Portsmouth, were previously identified in the City's '2013 Update to the Analysis of Impediments to Fair Housing Choice (AI)."

The Community Development Department has continued to administer the programs funded with Community Development Block Grant funds.

### HUD Mandated Caps

General Administration and the Public Service Agency Grant Program are two categories of expenditures that are capped by HUD.

HUD stipulates that general administration expenses may not exceed 20% of the total of the program year's entitlement grant plus current year (Program Year 2014) program income. In FY 2014-2015, the general administration expenditures were \$101,774.20 or 18.66% of the total of the FY 2014-2015 entitlement grant (\$507,379) and current year (PY 2014) program income (\$38,056.95). The general administration expenditures fell below the 20% cap for FY 2014-2015.

See Appendix C, CDBG Financial Summary for Program Year 2014, PR26 for additional detail about the general administration cap.

HUD stipulates that public service grants may not exceed 15% of the total of the program year's entitlement grant plus prior year program income (Program Year 2013). A total of 12 agencies were assisted through the Public Service Agency Grant Program in another very competitive grant year. In FY 2014-2015, the public services expenditures were \$83,258.47 or 14.93% of the total of the FY 2014-2015 entitlement grant (\$507,379) and the prior year's (PY 2013) Program Income (\$50,292.39). Public services expenditures did not exceed 15% cap for FY 2014-2015. See Appendix C, CDBG Financial Summary for Program Year 2014, PR26 for additional detail about the public services cap.

## Assessment of Progress toward Consolidated Plan Goals

FY 2014-2015 represented the fifth year in the five-year period covered by the FY 2011-2015 Consolidated Plan. The chart on the next several pages summarizes the priority community needs identified in each of the five Annual Plans in this period as well as the accomplishments for each program or activity undertaken to meet these needs. See Chart 1.

To the extent that not all funded activities met 100% of the 2011-2015 Five Year Consolidated Plan goals, various circumstances that are summarized in the following contributed. Public service agencies' cost per beneficiary increased from year to year, and in some cases this resulted in fewer persons served per program year. Some public facility projects, such as Strawberry Banke and Operation Blessing that were awarded funds have not yet completed eligible activities by the end of year five of the 2011-2015 Consolidated Plan period. In addition, some public facility projects that were started or planned in prior years, were determined ineligible as a result of new Census data. Housing residential accessibility program participation has fluctuated during recent years, and CD staff is currently reviewing program marketing and application processes. Below are details regarding specific activities that were not undertaken in 2014 due to City and/or Subrecipient/Agency staff turnovers, a temporary decrease in the number of Agency or City staff and/or project readiness:

- City Hall Accessibility Improvements (\$263,864) were not undertaken in 2014 as planned primarily due to factors regarding project scope and readiness. This funding is included in the City's 2015-2019 Five Year Consolidated Plan and it is planned to be completed in that time period.
- Not all Citywide Accessibility Improvements were undertaken in 2014 as planned. In 2015, the City executed a Subrecipient agreement with Gundalow Co. for \$31,580 to provide accessibility improvements and removal of architectural barriers at a public dock and ramp facility at Prescott Park. Work has commenced on this project, which is planned for completion in spring 2016.
- Woodbury Avenue & Gosling Road Access Improvements (\$50,000) project was not undertaken in 2014 as planned. The City is currently in the design engineering phase of this project and a contract is executed, which provides for the completion of this phase of the Gosling Road street and access improvements in FY 2015.

- The Emergency Power Source for Public Service Agencies (\$35,000) was not undertaken by Operation Blessing in 2014 as planned due to staff turnovers. This project was undertaken in 2015 and is currently near completion.
- Some Housing Rehabilitation Program funds allocated in 2014 were not spent in that year and will be used to fund larger housing rehab projects in 2015.
- Finally, the Portsmouth Non-Profit Loan Program (\$202,346) did not spend down its budget allocation as planned due to a decrease in applications during that program year. In the 2015-2019 Consolidated Plan period, the City expects to utilize CDBG funds for potential projects involving a new recovery center, the food pantry, and other agencies serving low to moderate income individuals and families.

There are areas in which the City has exceeded expectations, particularly in the area of housing rehabilitation. The City continues to identify and explore accessibility and affordable housing projects and to support to nonprofit agencies that provide services to extremely low to moderate income persons citywide.

Chart 1: Assessment of Progress toward Consolidated Plan Goals

Program	Source of Funding	Performance Indicator	Outcome Objective	5-Year Objective	FY 2010-2011 Actual	FY 2011-2012 Goals	FY 2011-2012 Actual	FY 2012-2013 Goals	FY 2012-2013 Actual	FY 2013-2014 Goals	FY 2013-2014 Actual	FY 2014-2015 Actual	Total Accomplished	Total Goals	Percentage of Goal Accomplished				
<p><b>Priority Need: Housing</b></p> <p><b>5-Year Housing Goal: To support the creation and preservation of housing opportunities for people who earn very low-, low- and moderate-incomes and to support the ability of people with disabilities to remain in their homes and to affirmatively further Fair Housing by addressing the impediments to fair housing choice, within the City of Portsmouth, that have been identified and analyzed in the City's 2010 Updated Analysis of Impediments to Fair Housing Choice (AI).*</b></p>																			
Residential Housing Rehabilitation Program	CDBG Revolving and CDBG Entitlement	Units	Decent Housing Availability/Accesibility	Use CDBG funds to rehabilitate affordable rental and owner occupied housing units for 4 very low-, low-, and moderate-income households by June 30, 2011.	2	2													
				Use CDBG funds to rehabilitate 3 rental or owner occupied housing units for very low-, low-, and moderate-income households.			1	2	2	2	2	2	2	2	2	2	2	2	2
				Use CDBG funds to rehabilitate 3 rental or owner occupied housing units for very low-, low-, and moderate-income households.			1	2	2	2	2	2	2	2	2	2	2	2	2
				Use CDBG funds to rehabilitate 6 rental or owner occupied housing units for very low-, low-, and moderate-income households.			4	6	6	6	6	6	6	6	6	6	6	6	6
Total				20											180.00%				
Residential Accessibility Program	CDBG Revolving and CDBG Entitlement	Units	Decent Housing Availability/Accesibility	Use CDBG funds to make accessibility modifications at 3 very low-, low-, and moderate owner occupied households by June 30, 2015.	1	1													
				Use CDBG funds to make accessibility modifications at 12 very low-, low-, and moderate owner occupied households by June 30, 2015.			1	1	1	1	1	1	1	1	1	1	1	1	
				Use CDBG funds to make accessibility modifications at 2 very low-, low-, and moderate owner occupied households.			1	2	2	2	2	2	2	2	2	2	2	2	2
				Use CDBG funds to make accessibility modifications at 1 very low-, low-, and moderate owner occupied households.			1	1	1	1	1	1	1	1	1	1	1	1	1
Total				12											41.87%				
New Hampshire Legal Assistance	CDBG Entitlement	Persons Assisted	Decent Housing Availability/Accesibility	To provide Fair Housing counseling and services to 350 individuals who earn eligible incomes.	56	56	28	28	28	28	28	28	28	28	28	28			
				To provide Fair Housing counseling and services to 70 individuals who earn eligible incomes.			11	3	3	3	3	3	3	3	3	3	3	3	
				To provide Fair Housing counseling and services to 35 individuals who earn eligible incomes.			3	5	5	5	5	5	5	5	5	5	5	5	
				To provide Fair Housing counseling and services to 35 individuals who earn eligible incomes.			25	25	25	25	25	25	25	25	25	25	25	25	25
Total				350											71.84%				

Chart 1: Assessment of Progress toward Consolidated Plan Goals

Program	Source of Funding	Performance Indicator	Outcome Objective	5-Year Objective	FY 2010-2011 Goals	FY 2010-2011 Actual	FY 2011-2012 Goals	FY 2011-2012 Actual	FY 2012-2013 Goals	FY 2012-2013 Actual	FY 2013-2014 Goals	FY 2013-2014 Actual	FY 2014-2015 Goals	FY 2014-2015 Actual	Total Accomplished	Total Goals	Percentage of Goal Accomplished
HomeTown, First-Time Homebuyer's Program	Municipally-managed endowment	Households	Decent Housing-Affordability	Assist 20 individuals or families, who earn very low, low, moderate- and above moderate incomes purchase homes in Portsmouth.	Program not offered this year		Assist 3 individuals or families who earn very low, low, moderate- and above moderate incomes purchase homes in Portsmouth.		Assist 5 individuals or families who earn very low, low, moderate- and above moderate incomes purchase homes in Portsmouth.		Assist 5 individuals or families who earn very low, low, moderate- and above moderate incomes purchase homes in Portsmouth.		Assist 7 individuals or families who earn very low, low, moderate- and above moderate incomes purchase homes in Portsmouth.		0	0	
extremely low-income																	
low-income						2									0	0	
moderate-income						1		2	2	2	2	2	3		0	0	
above moderate								3	2	2	3	3	4		2	2	
<b>Total</b>				<b>20</b>			<b>3</b>	<b>0</b>	<b>5</b>	<b>4</b>	<b>5</b>	<b>3</b>	<b>7</b>	<b>0</b>	<b>7</b>	<b>20</b>	<b>35.00%</b>
Manufactured Home Water Meter Upgrade Project	CDBG Entitlement	Households	Decent Housing-Availability/Affordability	Assist 35 households, who earn very low, low, moderate- and above moderate incomes to comply with new water metering program.	Assisted 48 income eligible households.												
extremely low-income						7											
low-income					10										7		
moderate-income					15	17									17		
above moderate					10	24									24		
<b>Total</b>				<b>35</b>	<b>35</b>	<b>48</b>	<b>0</b>	<b>0</b>	<b>0</b>	<b>0</b>	<b>0</b>	<b>0</b>	<b>0</b>	<b>0</b>	<b>48</b>	<b>35</b>	<b>137.14%</b>
Priority Need: Housing	5-Year Housing Goal: To support the creation and preservation of housing opportunities for people who earn very low, low- and moderate-incomes and to support the ability of people with disabilities to remain in their homes and to Affirmatively Further Fair Housing by addressing the impediments to fair housing choice, within the City of Portsmouth, that have been identified and analyzed in the City's 2010 Updated Analysis of Impediments to Fair Housing Choice (AI).																
Affirmatively Furthering Fair Housing	CDBG Entitlement	NIA	NIA	To Affirmatively Further Fair Housing by addressing the impediments to fair housing choice, within the City of Portsmouth, that have been identified and analyzed in the City's 2010 Updated Analysis of Impediments to Fair Housing Choice (AI).	See Fair Housing-related Housing Goals Below		See Fair Housing-related Housing Goals Below		See Fair Housing-related Housing Goals Below		See Fair Housing-related Housing Goals Below		See Fair Housing-related Housing Goals Below		0	0	
Upon guidance from HUD, the City is revising the Analysis of Impediments to Fair Housing / 2013 Impediment: Economic Factors and Housing Affordability																	
Affirmatively market the City's First-time homebuyer program to organizations representing minority communities, disabled persons, and other protected classes.																	

### Chart 1: Assessment of Progress toward Consolidated Plan Goals

**Affirmatively Furthering Fair Housing, cont.**

Support the creation and preservation of affordable housing opportunities for all including those in minority communities, the elderly and the disabled. This goal is incorporated in Specific Housing Objectives on page 22-23.

Support efforts to develop transitional and supportive housing opportunities for people with disabilities, including mental disabilities, and victims of domestic abuse. This goal is incorporated in Specific Housing Objectives on page 22-23.

Continue programs which improve the quality and accessibility of housing stock. This goal is incorporated in Specific Housing Objectives on page 22-23.

Support public service agencies that assist households who even low and/or moderate incomes and often have difficulty in maintaining and accessing housing. This goal is incorporated in the General Public Service Goals.

Pursue local regulatory efforts that will increase the supply of affordable housing. This goal is incorporated in Specific Housing Objectives on page 22-23.

Support the Portsmouth Housing Authority in its efforts to maintain and create new affordable housing opportunities and to administer its public housing and Section 8 voucher programs in Portsmouth.

2013 Impediment: Lack of Information about Fair Housing Laws and Protections

Provide a Public Service Agency Grant to New Hampshire Legal Assistance - Housing Justice Project - to provide fair housing counseling and representation to perform education and awareness to 35 Portsmouth residents (five-year goal: 350). See above.

Priority Need: Public Facility Goal

5-Year Public Facility Goal: To improve infrastructure in areas where a majority of residents earn very low, low-, and moderate-income with the objective of improving safety and aesthetics; and to improve accessibility for people with disabilities.

Program	Source of Funding	Performance Indicator	Outcome Objective	5-Year Objective	FY 2010-2011 Goals	FY 2010-2011 Actual	FY 2011-2012 Goals	FY 2011-2012 Actual	FY 2012-2013 Goals	FY 2012-2013 Actual	FY 2013-2014 Goals	FY 2013-2014 Actual	FY 2014-2015 Goals	FY 2014-2015 Actual	Total Accomplished	Total Goals	Percentage of Goal Accomplished
City Accessibility Improvements	CDBG Entitlement	Public Facilities Assisted	Suitable Living Environment- Availability/ Accessibility	Carry-out accessibility improvements as needed throughout City	1	1	3	0	2	1	1	0	1	0	2	8	25.00%
Public Facilities Assisted				various	1	1	3	0	2	1	1	0	1	0	2	8	25.00%
Emergency Power Source for Public Service Agencies	CDBG Entitlement	Public Facilities Assisted	Suitable Living Environment- Availability/ Accessibility	To purchase and install an emergency power source at a public service agency.									Complete Emergency Power Project				
Persons Assisted				1									100	0	0	100	0.00%
Non-Profit Accessibility Grant Program	CDBG Entitlement	Public Facilities Assisted	Suitable Living Environment- Availability/ Accessibility	To provide 2 grants to non-profit agencies for accessibility improvements									Carry out accessibility improvements at 2 non-profits				
Public Facilities Assisted				2									2	0	0	2	0.00%
Atlantic Heights Public Facilities Improvements - Maynard Park Improvements	CDBG Entitlement & Revolving Loan Fund (PEDLP)	Public Facilities Assisted	Suitable Living Environment- Availability/ Accessibility	To complete various public facilities improvement projects in this CDBG eligible neighborhood to improve safety, accessibility, and aesthetics.									This project will result in engineering and design plans to improve Maynard Park.				
													This project will result in engineering and design plans to improve Maynard Park.				
													This project has been rendered ineligible by new Census block group data for low/mod income areas.				

Chart 1: Assessment of Progress toward Consolidated Plan Goals

Program	Source of Funding	Performance Indicator	Outcome Objective	5-Year Objective	FY 2010-2011 Goals	FY 2010-2011 Actual	FY 2011-2012 Goals	FY 2011-2012 Actual	FY 2012-2013 Goals	FY 2012-2013 Actual	FY 2013-2014 Goals	FY 2013-2014 Actual	FY 2014-2015 Goals	FY 2014-2015 Actual	Total Accomplished	Total Goals	Percentage of Goal Accomplished
Public Facilities Assisted															0	2	0.00%
Atlantic Heights Public Facilities Improvements - Atlantic Heights Neighborhood Emergency Access Route	COBG Entitlement & Revolving Loan Fund (PEDLP)	Public Facilities Assisted	Suitable Living Environment- Availability/ Accessibility	To complete various public facilities improvement projects in this COBG eligible neighborhood to improve safety, accessibility, and aesthetics.					This project will result in engineering and design plans to create a new emergency access route in and out of the Atlantic Heights Neighborhood	0	1	0	An eligibility issue has been discovered which makes this project unworkable. The funding has been reprogrammed to another project.				
Public Facilities Assisted															0	2	0.00%
Woodbury Avenue & Gosling Road Accessibility Improvements	COBG Entitlement & Revolving Loan Fund (PEDLP)	Public Facilities Assisted	Suitable Living Environment- Availability/ Accessibility	To complete various public facilities improvement projects in this COBG eligible neighborhood to improve safety, accessibility, and aesthetics.									This project will result in an engineering and design study of potential accessibility improvements on Woodbury Avenue and Gosling Road	1	0	1	0.00%
Public Facilities Assisted																	
Atlantic Heights Streetscape Improvements	COBG Entitlement & Revolving Loan Fund (PEDLP)	Public Facilities Assisted	Suitable Living Environment- Availability/ Accessibility	To complete various streetscape improvement projects in this COBG eligible neighborhood to improve safety, accessibility, and aesthetics. Including 5 public facilities (5 project phases/boxes) equalling 2,600 linear feet in improvements.					Construct remainder of Concord & Porpoise Way Streetscape Improvements				Design streetscape improvements on Ranger Way in the Atlantic Heights Neighborhood				
Public Facilities Assisted				5	3	0	2	0	1	1	1	1			2	7	28.57%
Linear Feet Streetscape Improvements				2400		0	2400	2400	750	0	750	750			3150	3000	88.77%
Betty's Dream Emergency Generator Project	COBG Entitlement	Public Facilities Assisted	Suitable Living Environment- Availability/ Accessibility	To purchase and install emergency power generation at the residential facility for the physically-disabled					Complete Emergency Power Project								
Public Facilities Assisted				1	0	1									1	1	100.00%

Chart 1: Assessment of Progress toward Consolidated Plan Goals

Program	Source of Funding	Performance Indicator	Outcome Objective	5-Year Objective	FY 2010-2011 Goals	FY 2010-2011 Actual	FY 2011-2012 Goals	FY 2011-2012 Actual	FY 2012-2013 Goals	FY 2012-2013 Actual	FY 2013-2014 Goals	FY 2013-2014 Actual	FY 2014-2015 Goals	FY 2014-2015 Actual	Total Accomplished	Total Goals	Percentage of Goal Accomplished	
Cross Roads Home Redevelopment Project	CDBG Entitlement	Public Facilities Assisted	Decent Housing Availability/Accessibility	To complete the redevelopment of the Cross Roads House Transitional and Emergency Shelter	Complete renovation of Family Building	0	Complete renovation of Family Building	1	0	0	0	0	0	0	1	1	100.00%	
Homeless Facility																		
Priority Need: Public Services- General																		
5-Year General Public Service Goal: To support public service agencies that provide services important to the welfare of people who earn very low, low, and moderate incomes.																		
Portsmouth Non-Profit Loan Program	CDBG Revolving and CDBG Entitlement	Public Facilities Assisted	Suitable Living Environment- Availability/Accessibility	To provide 3 loans for the purchase and or rehab of properties by non-profit agencies for the provision of services or housing to individuals who earn eligible incomes.	To provide 1 loan for the purchase and or rehab of properties by non-profit agencies for the provision of services or housing to individuals who earn eligible incomes.	1	To provide 1 loan for the purchase and or rehab of properties by non-profit agencies for the provision of services or housing to individuals who earn eligible incomes.	1	0	1	0	1	0	3	0	0	7	0.00%
Public Facilities Assisted																		
Loans Closed																		
A Safe Place	CDBG Entitlement	Persons Assisted	Suitable Living Environment- Availability/Accessibility	To provide domestic abuse support and shelter 450 individuals in lmi households.	To provide domestic abuse support and shelter 90 individuals in lmi households.	35	To provide domestic abuse support and shelter 92 individuals in lmi households.	12	12	7	63	17	21	31	72	143		
extremely low-income																		
low-income																		
moderate-income																		
above moderate																		
Total				458	90	40	92	82	88	88	115	118	115	116	444	494	89.88%	
Community Child Care Center/Seacoast Community School	CDBG Entitlement	Persons Assisted	Suitable Living Environment- Availability/Accessibility	To provide tuition assistance for child care services to 50 children from lmi households.	To provide tuition assistance for child care services to 11 children from lmi households.	3	To provide tuition assistance for child care services to 11 children from lmi households.	3	2	3	3	1	3	2	9	25		
extremely low-income																		
low-income																		
moderate-income																		
above moderate																		
Total				50	11	10	11	11	8	11	11	12	11	6	47	55	85.45%	



Chart 1: Assessment of Progress toward Consolidated Plan Goals

Program	Source of Funding	Performance Indicator	Outcome Objective	5-Year Objective	FY 2010-2011 Goals	FY 2010-2011 Actual	FY 2011-2012 Goals	FY 2011-2012 Actual	FY 2012-2013 Goals	FY 2012-2013 Actual	FY 2013-2014 Goals	FY 2013-2014 Actual	FY 2014-2015 Goals	FY 2014-2015 Actual	Total Accomplished	Total Goals	Percentage of Goal Accomplished
Sexual Assault Support Services	CDBG Entitlement	Persons Assisted	Suitable Living Environment- Availability/ Accessibility	To provide sexual assault support to 550 low earners.	To provide sexual assault support to 110 low earners.	25	39	25	25	25	25	31	25	18	126		
extremely low-income																	
low-income																	
moderate-income																	
above moderate																	
<b>Total</b>				<b>550</b>	<b>110</b>	<b>88</b>	<b>100</b>	<b>90</b>	<b>90</b>	<b>71</b>	<b>90</b>	<b>76</b>	<b>90</b>	<b>60</b>	<b>385</b>	<b>480</b>	<b>80.21%</b>

Priority Need: Public Services- Health

Priority Need: Public Services- Health	5-Year General Public Service Goal: To support public service agencies that provide services important to the health of people who earn very low-, low-, and moderate-income.																	
Families First, Dental Center	CDBG Entitlement	Persons Assisted	Suitable Living Environment- Availability/ Accessibility	To provide dental care to 3,675 adults and children from low income households.	To provide dental care to 735 adults and children from low income households.	8	78	13	163	109	117	111	120	80	541	391		
extremely low-income																		
low-income																		
moderate-income																		
above moderate																		
<b>Total</b>				<b>3,675</b>	<b>735</b>	<b>662</b>	<b>843</b>	<b>688</b>	<b>706</b>	<b>885</b>	<b>757</b>	<b>627</b>	<b>700</b>	<b>616</b>	<b>3300</b>	<b>4000</b>	<b>82.50%</b>	
Families First, Family Support Center	CDBG Entitlement	Persons Assisted	Suitable Living Environment- Availability/ Accessibility	To provide family support programming for 2,700 persons from low income households.	To provide family support programming for 540 persons from low income households.	200	111	70	120	70	56	70	150	207	150	200		
extremely low-income																		
low-income																		
moderate-income																		
above moderate																		
<b>Total</b>				<b>2,700</b>	<b>540</b>	<b>444</b>	<b>0</b>	<b>0</b>	<b>0</b>	<b>0</b>	<b>0</b>	<b>0</b>	<b>0</b>	<b>0</b>	<b>444</b>	<b>540</b>	<b>82.22%</b>	
Child and Family Services Family Counseling Program	CDBG Entitlement	Persons Assisted	Suitable Living Environment- Availability/ Accessibility	To provide counseling services to 475 persons from low income households.	To provide counseling services to 85 persons from low income households.	52	67	52	34	5	15	5	5	5	101	104		
extremely low-income																		
low-income																		
moderate-income																		
<b>Total</b>																		

Chart 1: Assessment of Progress toward Consolidated Plan Goals

Program	Source of Funding	Performance Indicator	Outcome Objective	5-Year Objective	FY 2010-2011 Actual	FY 2011-2012 Goals	FY 2011-2012 Actual	FY 2012-2013 Goals	FY 2012-2013 Actual	FY 2013-2014 Goals	FY 2013-2014 Actual	FY 2014-2015 Goals	FY 2014-2015 Actual	Total Accomplished	Total Goals	Percentage of Goal Accomplished
Child and Family Services Family Counseling Program cont.																
above moderate																
<b>Total</b>				475	11	3	4	3	0	0	0	0	0	6	15	
Lamrey Health Care, Prescription Assistance	CDBG Entitlement	Persons Assisted	Suitable Living Environment- Availability/ Accessibility	To provide prescription drug assistance to 306 individuals from lmi households.	95	84	75	42	0	0	0	0	0	126	170	74.12%
extremely low-income					220	319	306	202						521	526	
low-income								14						14	0	
moderate-income							2							2	0	
above moderate														0	0	
<b>Total</b>				1,100	220	319	306	218	0	0	0	0	0	537	526	102.09%
SeaCare Health Services	CDBG Entitlement	Persons Assisted	Suitable Living Environment- Availability/ Accessibility	To provide access to medical appointments for 2,510 individuals from lmi households.												
extremely low-income					447	176	395	165	334	302	322					
low-income					50	45	50	36	41	51	41			670	1498	
moderate-income					5	3	2	1	2		1			185	182	
above moderate						185	0	152		7	9			5	10	
<b>Total</b>				2,510	502	409	447	354	377	360	364	0	0	1413	1690	83.61%
<b>Priority Need: Public Services- Youth</b>																
<b>5-Year Youth Programs Goal: To support public service agencies that provide services for children and youth from families who earn very low-, low-, and moderate-incomes that will foster their growth into healthy adults.</b>																
PHM Housing Development LTD, Risk & Prevention/ MCH Supplement	CDBG Entitlement	Persons Assisted	Suitable Living Environment- Availability/ Accessibility	To provide mentoring and recreation services to 1,095 youth from lmi households.												
extremely low-income					178	175	178	194	180	29	67	110	45	510	826	
low-income					32		32		31	4	15	27	27	46	125	
moderate-income					1		1		7	1	8	49	49	98	17	
above moderate					8		8		2	1	17		18	19		
<b>Total</b>				1,095	219	175	219	194	220	35	148	110	120	672	987	68.09%

Chart 1: Assessment of Progress toward Consolidated Plan Goals

Program	Source of Funding	Performance Indicator	Outcome - Objective	5-Year Objective	FY 2010-2011 Goals	FY 2010-2011 Actual	FY 2011-2012 Goals	FY 2011-2012 Actual	FY 2012-2013 Goals	FY 2012-2013 Actual	FY 2013-2014 Goals	FY 2013-2014 Actual	FY 2014-2015 Goals	FY 2014-2015 Actual	Total Accomplished	Total Goals	Percentage of Goal Accomplished	
New Heights - Adventures for Teens	CDBG Entitlement	Persons Assisted	Suitable Living Environment- Availability/ Accessibility	To provide activities and mentoring to 1,340 youth from low income households.	To provide activities and mentoring to 268 youth from low income households.	106	96	114	103	78	105	60	78	To provide activities and mentoring to 248 youth from low income households.	53	427	468	
					To provide activities and mentoring to 268 youth from low income households.	43	53	55	58	23	30	53	25	45	248	209		
					To provide activities and mentoring to 268 youth from low income households.	30	32	48	43	11	20	37	28	72	219	156		
					To provide activities and mentoring to 268 youth from low income households.	86	169	190	143	91	100	173	117	692	615			
<b>Total</b>				<b>1,340</b>	<b>481</b>	<b>350</b>	<b>407</b>	<b>347</b>	<b>203</b>	<b>255</b>	<b>323</b>	<b>170</b>	<b>248</b>	<b>1584</b>	<b>1468</b>	<b>107.90%</b>		
Seacoast YMCA	CDBG Entitlement	Persons Assisted	Suitable Living Environment- Availability/ Accessibility	To provide recreational opportunities for 525 individuals in low income households.	To provide recreational opportunities for 105 households earning low income.	85	85	72								118	170	
					To provide recreational opportunities for 105 households earning low income.	15	15	20							30	30		
					To provide recreational opportunities for 105 households earning low income.	5	5								2	10		
					To provide recreational opportunities for 105 households earning low income.		0								0	0		
<b>Total</b>				<b>525</b>	<b>58</b>	<b>105</b>	<b>92</b>	<b>0</b>	<b>0</b>	<b>0</b>	<b>0</b>	<b>0</b>	<b>0</b>	<b>150</b>	<b>210</b>	<b>71.43%</b>		

Priority Need- Public Services- Special Needs/Non-Homeless

Program	Source of Funding	Performance Indicator	Outcome - Objective	5-Year Objective	FY 2010-2011 Goals	FY 2010-2011 Actual	FY 2011-2012 Goals	FY 2011-2012 Actual	FY 2012-2013 Goals	FY 2012-2013 Actual	FY 2013-2014 Goals	FY 2013-2014 Actual	FY 2014-2015 Goals	FY 2014-2015 Actual	Total Accomplished	Total Goals	Percentage of Goal Accomplished		
Area Home Care Homemaker Program	CDBG Entitlement	Persons Assisted	Suitable Living Environment- Availability/ Accessibility	To support public service agencies that provide services to help prevent the hospitalization of the elderly and those with disabilities by providing home care, support activities and medical care; provide programming that will support the physical and emotional health of senior citizens.	To provide homemaker services for 176 Seniors in low income households.	170	170	164	162	200	195	189	205	To provide homemaker services for 211 Seniors in low income households.	147	853	902		
					To provide homemaker services for 176 Seniors in low income households.	5	5	7	8	10	11	5	3	30	34				
					To provide homemaker services for 176 Seniors in low income households.	1	3	3	1	2	4	1	1	6	10				
					To provide homemaker services for 176 Seniors in low income households.	0						0		0	0				
<b>Total</b>				<b>0</b>	<b>161</b>	<b>178</b>	<b>171</b>	<b>171</b>	<b>212</b>	<b>210</b>	<b>195</b>	<b>211</b>	<b>150</b>	<b>889</b>	<b>946</b>	<b>93.97%</b>			
MWH/Women's Connections, Senior Companion Program	CDBG Entitlement	Persons Assisted	Suitable Living Environment- Availability/ Accessibility	To provide home visitor services to 305 isolated seniors in low income households.	To provide home visitor services to 39 isolated seniors in low income households.	39										39	39		
					To provide home visitor services to 305 isolated seniors in low income households.	15	12												
					To provide home visitor services to 305 isolated seniors in low income households.														
					To provide home visitor services to 305 isolated seniors in low income households.														
<b>Total</b>															<b>12</b>	<b>15</b>			

Chart 1: Assessment of Progress toward Consolidated Plan Goals

Program	Source of Funding	Performance Indicator	Outcome Objective	5-Year Objective	FY 2010-2011 Goals	FY 2010-2011 Actual	FY 2011-2012 Goals	FY 2011-2012 Actual	FY 2012-2013 Goals	FY 2012-2013 Actual	FY 2013-2014 Goals	FY 2013-2014 Actual	FY 2014-2015 Goals	FY 2014-2015 Actual	Total Accomplished	Total Goals	Percentage of Goal Accomplished	
MWH/Wentworth Connections, Senior Companion Program, coal.					6													
moderate-income																		
above moderate					1													
<b>Total</b>					<b>61</b>	<b>56</b>									<b>4</b>	<b>6</b>		
MWH/Wentworth Connections, Activities Program	CDBG Entitlement	Persons Assisted	Suitable Living Environment- Availability/ Accessibility	To provide activity programs to 243 seniors in lmi households.			To provide activity programs to 243 seniors in lmi households.											
extremely low-income					152	221	42	110										
low-income					10	48	17	85							331	194		
moderate-income					10	30	8	69							133	27		
above moderate					71	74	2	2							99	18		
<b>Total</b>				<b>1,215</b>	<b>243</b>	<b>373</b>	<b>69</b>	<b>266</b>	<b>0</b>	<b>0</b>	<b>0</b>	<b>0</b>	<b>0</b>	<b>0</b>	<b>639</b>	<b>312</b>	<b>204.81%</b>	
Seacoast Mental Health Center, Psychiatry Program	CDBG Entitlement	Persons Assisted	Suitable Living Environment- Availability/ Accessibility	To provide mental health services to 520 individuals in lmi households.			To provide mental health services to 640 individuals in lmi households.											
extremely low-income					33	100	120	95	94	84	97	100	95	103	482	439		
low-income					22	332	245	228	231	5	236	314	265	332	1209	909		
moderate-income					11	0	115	1	2		2	1		2	4	130		
above moderate					38	83	160	233	182	341	172	218	180	167	1042	732		
<b>Total</b>				<b>520</b>	<b>104</b>	<b>515</b>	<b>640</b>	<b>555</b>	<b>509</b>	<b>430</b>	<b>507</b>	<b>633</b>	<b>540</b>	<b>604</b>	<b>2737</b>	<b>2300</b>	<b>119.00%</b>	
<b>Priority Need- Public Services- Homeless and HIV/AIDS</b>	<b>Priority Need- Public Services- Homeless and HIV/AIDS</b>																	
	5-Year Homeless Goal and HIV/AIDS: To support public service agencies that provide emergency and transitional shelter for the homeless and facilitate their movement into permanent housing through life skills enhancement activities; and help prevent the hospitalization of those living with HIV/AIDS through the provision of supportive services.																	
Cross Roads Hosts	CDBG Entitlement	Persons Assisted	Suitable Living Environment- Availability/ Accessibility	To provide emergency and transitional shelter to 500 homeless individuals.			To provide emergency and transitional shelter to 210 homeless individuals.				To provide emergency and transitional shelter to 130 homeless individuals.							
extremely low-income					190	165	210	122	180	96	130	161	140	208	754	850		
low-income															0	0		
moderate-income															0	0		
above moderate															0	0		
<b>Total</b>				<b>950</b>	<b>190</b>	<b>165</b>	<b>210</b>	<b>122</b>	<b>180</b>	<b>96</b>	<b>130</b>	<b>161</b>	<b>140</b>	<b>208</b>	<b>754</b>	<b>850</b>	<b>88.71%</b>	

Chart 1: Assessment of Progress toward Consolidated Plan Goals

Program	Source of Funding	Performance Indicator	Outcome Objective	5-Year Objective	FY 2010-2011 Goals	FY 2010-2011 Actual	FY 2011-2012 Goals	FY 2011-2012 Actual	FY 2012-2013 Goals	FY 2012-2013 Actual	FY 2013-2014 Goals	FY 2013-2014 Actual	FY 2014-2015 Goals	FY 2014-2015 Actual	Total Accomplished	Total Goals	Percentage of Goal Accomplished				
AIDS Response-Seacoast	CDBG Entitlement	Persons Assisted	Suitable Living Environment- Availability/ Accessibility	To provide case management and support services to 70 individuals in 1st households living with HIV/AIDS.	15	15	17	11	14	9	12	9	13	8	49	71					
<b>Total</b>				70	70	79	66	71	63	71	63	84	68	84	80.95%						
Rockingham Community Action	CDBG Entitlement	Persons Assisted	Suitable Living Environment- Availability/ Accessibility	To provide emergency rent assistance to prevent eviction to 30 1st households.	15	15	17	16	18	13	17	12	17	13	68	84	80.95%				
<b>Total</b>				30	30	30	30	30	30	30	30	30	30	30	30	73.33%					
<b>General Administration</b>																					
<b>Priority Need: General Administration</b>																					
<b>5-Year Administration Goal:</b> To efficiently and effectively develop, implement and evaluate programs that primarily benefit people who earn very low, low, and moderate-incomes. To ensure full compliance with federal regulatory requirements in the carrying out Block Grant-funded activities, including Fair Housing Act and related laws and regulations by Affirmatively Further Fair Housing within the City of Portsmouth, that have been identified and analyzed in the City's 2010 Updated Analysis of Impediments to Fair Housing Choice (AIFHC).																					
<b>General Administration</b>	CDBG Entitlement	N/A	N/A	To efficiently and effectively develop, implement and evaluate programs that primarily benefit people who earn very low, low, and moderate-incomes. To ensure full compliance with federal regulatory requirements in the carrying out Block Grant-funded activities	To efficiently and effectively develop, implement and evaluate programs that primarily benefit people who earn very low, low, and moderate-incomes. To ensure full compliance with federal regulatory requirements in the carrying out Block Grant-funded activities	To efficiently and effectively develop, implement and evaluate programs that primarily benefit people who earn very low, low, and moderate-incomes. To ensure full compliance with federal regulatory requirements in the carrying out Block Grant-funded activities	To efficiently and effectively develop, implement and evaluate programs that primarily benefit people who earn very low, low, and moderate-incomes. To ensure full compliance with federal regulatory requirements in the carrying out Block Grant-funded activities	To efficiently and effectively develop, implement and evaluate programs that primarily benefit people who earn very low, low, and moderate-incomes. To ensure full compliance with federal regulatory requirements in the carrying out Block Grant-funded activities	To efficiently and effectively develop, implement and evaluate programs that primarily benefit people who earn very low, low, and moderate-incomes. To ensure full compliance with federal regulatory requirements in the carrying out Block Grant-funded activities	To efficiently and effectively develop, implement and evaluate programs that primarily benefit people who earn very low, low, and moderate-incomes. To ensure full compliance with federal regulatory requirements in the carrying out Block Grant-funded activities	To efficiently and effectively develop, implement and evaluate programs that primarily benefit people who earn very low, low, and moderate-incomes. To ensure full compliance with federal regulatory requirements in the carrying out Block Grant-funded activities	To efficiently and effectively develop, implement and evaluate programs that primarily benefit people who earn very low, low, and moderate-incomes. To ensure full compliance with federal regulatory requirements in the carrying out Block Grant-funded activities	To efficiently and effectively develop, implement and evaluate programs that primarily benefit people who earn very low, low, and moderate-incomes. To ensure full compliance with federal regulatory requirements in the carrying out Block Grant-funded activities	To efficiently and effectively develop, implement and evaluate programs that primarily benefit people who earn very low, low, and moderate-incomes. To ensure full compliance with federal regulatory requirements in the carrying out Block Grant-funded activities	22	22	73.33%				

Chart 1: Assessment of Progress toward Consolidated Plan Goals

Affirmatively Furthering Fair Housing	CDBG Entitlement	N/A	N/A	To Affirmatively Further Fair Housing by addressing the impediments to fair housing choice, within the City of Portsmouth, that have been identified and analyzed in the City's 2010 Updated Analysis of Impediments to Fair Housing Choice (AI).	See Fair Housing-related Administration Goals Below	See Fair Housing-related Administration Goals Below	See Fair Housing-related Administration Goals Below	See Fair Housing-related Administration Goals Below	See Fair Housing-related Administration Goals Below	See Fair Housing-related Administration Goals Below	See Fair Housing-related Administration Goals Below	See Fair Housing-related Administration Goals Below	See Fair Housing-related Administration Goals Below	See Fair Housing-related Administration Goals Below			
2013 Impediment: Limited Data – Collection and Decision																	
<p>Support efforts to detect housing discrimination by State agencies or authorities with jurisdiction over housing discrimination, including the New Hampshire Commission for Human Rights, Office of the Attorney General, New Hampshire Legal Assistance Housing Justice Project, and Disabilities Rights Center.</p> <p>Increase contacts with agencies that work with protected groups in Portsmouth; include these agencies on mailings of fair housing information and general communications about the Community Development program.</p> <p>Coordinate fair housing actions with N-HLA Housing Justice Project to: provide advice and counsel to Portsmouth residents experiencing instances of housing discrimination and coordinate with N-HLA to insure Fair Housing literature is available in places where members of protected classes may find them.</p> <p>Coordinate communication by the City to its Community Development granters, partners and City staff regarding Fair Housing information.</p> <p>Monitor developments at the State level to alter definitions of protected classes as well as new Census data, reports on demographic trends, and other reports on Fair Housing issues.</p> <p>Provide quantifiable achievements in education and awareness about fair housing, as well as information on fair housing complaints, in the City's Consolidated Annual Performance Evaluation Report (CAPER).</p> <p>Cooperate on a mailing to Public Service Agency Grantees and City Departments regarding fair housing and anti-discrimination requirements.</p> <p>Other Actions to be Taken Related to Fair Housing</p> <p>Perform an Analysis of Impediments to Fair Housing consistent with HUD guidance. Work cooperatively with members of the community and organizations listed in the Citizen Participation section, regional entities and Housing Justice Project staff at New Hampshire Legal Assistance (completed in November 2010, revised in 2013).</p> <p>Continue to incorporate compliance with other federal regulatory requirements related to fair housing goals including equal opportunity.</p> <p>Administer Section 3 of the Housing and Urban Development Act of 1968 (See additional information below)</p> <p>Enhance participation in federally-funded projects by minority and women-owned businesses (See additional information below).</p> <p>Ensure participation in federally-funded programs by persons with Limited English Proficiency (See additional information below).</p> <p>Maintain records of activities in support of efforts to affirmatively furthering fair housing and address the impediments identified in the 2013 update.</p> <p>Review general CDBG Affirmative Marketing efforts and ensure completeness with regard to the list of entities solicited for public input that represent minority, disabled, elderly and other populations.</p>																	

## Resources Leveraged

Resources were leveraged for projects whenever possible. In FY 2014-2015, CDBG funds have leveraged additional investment for several agencies and projects. A total of \$11,441,204 was leveraged (See Chart 2 below).

Chart 2: Resources Leveraged FY 2014-2015[1]

Five-Year Goal and Activity	FY 2014-2015 Budget	Funds Expended in FY 2014-2015[2]	Estimated Funds Leveraged
<b>Public Service Priority Need - General Welfare</b>			
A Safe Place	\$ 5,000	\$ 5,000	\$ 735,600
Community Child Care Center	\$ 9,000	\$ 9,000	\$ 2,020,982
Sexual Assault Support Services	\$ 5,000	\$ 5,000	\$ 485,654
<b>Public Service Priority Need - Health</b>			
Families First of the Greater Seacoast - Dental Center	\$ 9,000	\$ 9,000	\$ 880,507
Seacoast Mental Health Center, Psychiatry Program	\$ 5,000	\$ 5,000	\$ 4,251,147
<b>Public Service Priority Need - Youth Programs</b>			
PHA Housing Development LTD, Youth Risk Behavior Program/MC3	\$ 5,000	\$ 5,000	\$ 125,525
New Heights: Adventures for Teens	\$ 5,000	\$ 5,000	\$ 974,700
<b>Public Service Priority Need - Special Needs/Non-Homeless</b>			
Area Homecare & Family Services	\$ 9,000	\$ 9,000	\$ 703,026
<b>Public Service Priority Need - Homeless and HIV/AIDS</b>			
Cross Roads House	\$ 9,000	\$ 9,000	\$ 981,770
AIDS Response-Seacoast	\$ 10,000	\$ 10,000	\$ 282,293
Rockingham Community Action	\$ 5,000	\$ 5,000	\$ 17,275
<b>TOTAL (FY 2014-2015):</b>			<b>\$ 11,441,204</b>

[1] Projects listed in this chart do not include all projects funded in FY 2014-2015. Projects listed in this chart include only those for which other funds were leveraged.

[2] Dollar amounts in IDIS may exceed the FY 2014-2015 budget because the 4th quarter payment for FY 2013-2014 Public Service subrecipients is paid in FY 2014-2015.

## **Other Actions Taken to Meet Community Needs**

Community Development staff continued to work closely with the Portsmouth Housing Authority, HUD, the City of Portsmouth Welfare Department, the Balance of State Continuum of Care, the Portsmouth Housing Endowment Fund and The Housing Partnership on affordable housing and homelessness issues; with the Chamber of Commerce and the City's Economic Development Commission on economic development issues; and with the Portsmouth Arts and Cultural Agency Board of Directors and with neighborhood groups on community development issues.

### **Special Needs of Persons That Require Supportive Housing**

Through the Public Service Agency Grant Program, funds were made available to agencies, which serve the special needs population. The grant to AIDS Response-Seacoast specifically supported the provision of assistance to clients living with AIDS who had housing or medical financial difficulties.

The Community Development Department continues to be attentive to the needs of the Continuum of Care as it seeks to grow the number of supportive housing facilities and other opportunities for those requiring services and housing.

### **Obstacles to Serving Underserved Needs**

Affordable housing continues to be identified as a critical housing need at this time. The 2005 citywide Master Plan addresses the need for the creation and maintenance of new and existing affordable housing opportunities, as well as strategies for accomplishing that objective. Several of the strategies are discussed in the FY 2011-2015 Consolidated Plan. In 2008, the City Council-appointed Housing Committee, which included representatives from the Community Development Department, submitted its final report regarding the creation of additional affordable housing units in November 2008. Implementation of the report's recommendations, which included establishing a Workforce Housing Trust Fund (completed) and zoning changes that encourage mixed use redevelopment that incorporates workforce housing along transit corridors (completed) is ongoing. The report is available on the City's website.

The demand for housing in the region continues to be significant resulting in high rents and very low vacancy rates. The housing cost burden remains difficult, as rents have been rising in Portsmouth, according to the New Hampshire Housing Finance Authority (NHHFA).

### **Actions to Affirmatively Further Fair Housing**

#### **Actions to Affirmatively Further Fair Housing**

The following is a summary of actions taken in FY 2014-2015 to address impediments to fair housing and affirmatively further fair housing. The City's Analysis of Impediments to Fair Housing and further details regarding these activities can be found in the Fair Housing record in the Community Development Department.

*2013-Identified Impediment: Public Awareness and Education on Fair Housing Issues*



*Actions taken in FY 2014-2015 to Address Impediment:*

- Provided grant funding to NHLA Assistance Fair Housing Project to:
  - Broaden understanding in the Community about Fair Housing issues including among renters and buyers within all the protected classes through trainings and forums. One forum was held in 2015. On May 19, 2015 NHLA gave a fair housing presentation to approximately 23 Portsmouth area tenants and landlords.
  - Provide legal services to 31 Portsmouth residents on housing issues ranging from foreclosures to evictions.
  - Provide advice and counsel to Portsmouth residents experiencing instances of housing discrimination.
  - Continue a public campaign to reach out to individuals who would not access formal trainings and education opportunities.

*2013-Identified Impediment: Economic Factors and Housing Affordability:* The recent economic downturn, while having a blunted effect on New Hampshire and Portsmouth as compared to the rest of the country, has negatively impacted vulnerable populations and families who spend large portions of their incomes on housing, including persons with disabilities. According to the State-wide AI, non-white racial and ethnic minorities, young single mothers, and persons with disabilities are disproportionately situated within lower income brackets. They are more likely to spend more of their incomes on housing, experience instability in their housing and have more difficulty accessing housing. The State-wide AI notes that “there is one HUD-subsidized housing unit for every five households that may be eligible” and the waiting lists in Portsmouth certainly indicate a demand for affordable housing especially for households earning less than 30% of Median Family Income, which make up over 75% of the households on the Section 8 voucher and public housing waiting lists. The reality of economic hardship and the City’s high-cost housing market together contributed to the identification of this impediment in 2010 and its inclusion in the 2013 update.

*Actions taken in FY 2014-2015 to Address Impediment:*

- Supported the continuation and preservation of affordable housing opportunities for all including those in minority communities, the elderly and the disabled.
- Continued providing the Housing Rehabilitation and Residential Accessibility Grant and related programs to improve the quality and accessibility of housing stock.
- Supported public service agencies that assist households who earn low and/or moderate incomes and often have difficulty in maintaining and accessing housing, in FY 2014-2015 these agencies and programs included Seacoast Mental Health Center’s Psychiatry Program, Portsmouth Housing Authority’s MC<sup>3</sup> Program and the New Hampshire Legal Assistance Housing Justice Project.
- Supported the Portsmouth Housing Authority in its efforts to maintain and create new affordable housing opportunities and to administer its public housing and Section 8 voucher programs in Portsmouth.

### *Other Actions Taken in FY 2014-2015 Related to Fair Housing:*

- Disseminated and posted anti-housing discrimination posters in City buildings from the National Fair Housing Alliance.

### Overcoming Gaps in the Institutional Structure

No gaps in the institutional structure were identified in the Five-Year Consolidated Plan. In FY 2014-2015, City staff and local officials continued to keep communication open with the non-profit community and the Portsmouth Housing Authority, so that any gaps identified could be addressed. In addition, relationships with the various public service agencies serving clients earning low or moderate incomes allowed staff to keep aware of agency needs. In many cases, these relationships have led to participation by these agencies in grant programs available through the CDBG program.

### Fostering Public Housing Improvements and Resident Initiatives

The City and the Portsmouth Housing Authority (PHA) hold the common interest of ensuring that safe and decent housing is available to individuals and families earning very low, low or moderate incomes. All subrecipient agreements for public service agency grant recipients are required to advertise their services in the PHA housing complexes. In PY 2014, a public service agency grant was awarded to the PHA's MC<sup>3</sup> Program (Making Classroom & Community Connections). The CDBG grant funding gives the PHA enough leveraging to open the services of the MC<sup>3</sup> Program to all Portsmouth youth.

In addition, the FY 2011-2015 Consolidated Plan referenced needed capital improvements to several public housing properties owned or managed by the Portsmouth Housing Authority. These were factored into the public facilities needs for the five year consolidated plan. In addition to requiring that Public Service Agency Grant recipient actively market services to PHA residents, the City also coordinates marketing efforts with the PHA administration of the City's First-Time Homebuyer Program, HomeTown.

### *Improvements at PHA-owned Properties*

The PHA has carried out various improvements to its portfolio. This past year, all 188 sets of stairs and ramps in the Gosling Meadows neighborhood were replaced. Surveillance cameras were augmented and updated throughout their properties and all 289 windows in the 20-units Connors Cottage Senior Housing were replaced. The PHA is proceeding with the replacement of both Elevators at the six story Margeson Apartment building and this project should be completed in the spring of 2016.

### Barriers to Evaluating and Reducing Lead Based Paint Hazards

The Community Development Department's Housing Specialist conducts a risk assessment of all units approved for funding through the CDBG-funded Housing Rehabilitation Program. Priority for assistance is accorded to homes that pose the greatest health and safety threat to occupants. For this purpose, homes with lead-based paint hazards that are occupied by families with children under age six, are given priority over other projects.

The City's Housing Specialist is trained as a risk assessor. Having a risk assessor on staff increases the City's ability to quickly and cost effectively respond to residents' lead-based paint concerns. To facilitate the assessment of lead-based paint hazards, the Housing Specialist works with the State, which analyzes paint samples for the content of lead-based paint. No lead based projects were undertaken in PY 2014.

The Housing Specialist is also a certified Lead-Based Paint contractor/specialist who is certified to oversee lead safe work practices.

The City actively coordinates on lead reduction efforts with the New Hampshire Housing Finance Authority who is the lead grant recipient of funding from federal lead paint initiatives. The City is involved in supporting these applications and in cooperating in their administration and in referring applicable properties as appropriate.

### Compliance and Monitoring

All potential community development activities are reviewed by program staff for eligibility and compliance requirements to determine if the project is eligible for funding. Once a project is funded and underway, Community Development staff monitors project progress either through a desk audit or an on-site visit. Mid-year, project progress is publicized at a Public Hearing and is reviewed by the CAC and Community Development staff. Annually, projects are reviewed as a component of the City audit, including through a Single Audit (A-133).

### **External Review**

In addition to cooperation with the City's A-133 Single Audit, the Community Development Department is reviewed externally. Periodically, HUD Community Planning and Development representatives monitor program compliance. Compliance with financial regulations is overseen by the Community Development staff and the City Finance Department. Annually, CD staff demonstrate compliance with CDBG spending thresholds and other programmatic requirements through its submission of its Consolidated Annual Performance Evaluation Report (CAPER).

### **Monitoring Policy**

The Community Development (CD) Department has the responsibility to insure compliance with federal regulations by all of its contractors and subrecipients. Monitoring is an important function that is especially required for all programs and projects that require compliance with CDBG regulations. During the previous Consolidated Plan period, local HUD representatives recommended a risk assessment strategy, which would help focus monitoring efforts on projects and programs determined to be at a higher risk of non-compliance with appropriate regulatory authorities. As a result, the CD Department revised its monitoring policy in FY 2005-2006. The risk assessment approach was similarly recommended at a March 2010 HUD training on subrecipient management.

Monitoring of CDBG subrecipients is been determined by the following factors: length or program history, amount of funding, complexity of terms in subrecipient agreement, and familiarity of subrecipient personnel assigned to duties under the CDBG agreement. By prioritizing subrecipients based on these factors CDBG staff will determine if subrecipient monitoring is appropriate for that year.

Monitoring for the different CDBG programs proceeds as follows:

Public Service Agency Grant Program - Grantees in the Public Service Agency Grant Program are required to submit quarterly reports to Community Development staff. Staff members use these reports to monitor progress towards the goals set. Annually, Community Development staff will conduct on site monitoring visits to those public service agencies deemed to require monitoring under the standards referenced. These subrecipients are monitored to ensure their compliance with HUD requirements. During the monitoring visits, staff hold discussions regarding barriers to service provision and demand for services. The staff's goal is to maintain an open dialogue between the City and public service agencies.

Housing Projects - The Housing Specialist monitors the progress of all housing projects funded. Housing construction and rehabilitation within the City are also monitored by the City Inspection Department for compliance with building codes. All construction must conform to City and State codes. New construction must also meet City, State and Federal accessibility codes. The Community Development Director, Community Development Coordinator and CDBG Administrative Assistant participate on the review committee for all applications to these programs to ensure compliance with the applicable regulations. The Housing Specialist attends pertinent training seminars to keep abreast of new construction techniques and materials.

Public Facilities Projects - CD Staff monitor the progress of all public facilities projects funded. The Project Manager is responsible for ensuring that the project is carried out in accordance with all pertinent HUD regulations, bid specifications and plans to meet project goals. The CD Director provides final approval on all payments made for project expenses.

Economic Development Projects – The Economic Development Loan Program (PEDLP) no longer provides new loans under this program. Demand for loans continues to be very low due to shifts in the local/regional economy and the availability of competitive private sector financing. The CD Department will continue to manage the existing loans and conduct the required annual audit.

### Number of Families in Poverty

The City does not have an explicit policy for the reduction in households below the poverty line. However, the City's Welfare Department provides services directly to families living in poverty. In addition, both the Welfare and Community Development Departments provide grants to public service agencies serving families in poverty. The Community Development Department works closely with the Health Department, Welfare Department and the Portsmouth Housing Authority as well as other agencies that work most closely with families in poverty.

### Actions Taken to Avoid Displacement

It is the City's policy that no households shall be permanently displaced as a result of current or future CDBG housing activities. The Residential Anti-Displacement and Relocation Plan, which is incorporated into the Citizen's Participation Policy, describes the City's policy on displacement. In accordance with this policy, no displacement occurred in FY 2014-2015.

## Geographic Distribution

The citizen participation process, community needs, and available funding drive the geographical allocation of investments in the community. In the five-year Consolidated Plan investment of community development resources are planned for throughout the jurisdiction. Specifically, the Housing Rehabilitation Program and the Residential Accessibility Grant Program are carried without regard to geography, but instead, are based on income of the property owners. Public service agencies that receive CDBG grant funds are scattered through the City and public facilities projects occur in primarily residential locations that directly benefit those who earn low or moderate incomes or those who are presumed to earn low or moderate incomes. In FY 2014-2015 the City of Portsmouth had three Census block groups where a majority of residents were reported to earn low or moderate incomes. Projects in these areas are carried based on project eligibility and funding availability.

Maps showing CDBG-eligible Block Groups can be located in Appendix L, Maps of the Jurisdiction.

## Activities Having a Limited Clientele or a Presumed Benefit

### *> Limited Clientele:*

Grants were awarded to public service agencies through the Portsmouth CDBG Public Service Agency Grant Program. All agencies participating in this program are required to submit records on a quarterly basis noting the total number of individuals served as well as the number of individuals who earned very low, low or moderate incomes. The subrecipients are monitored to determine the adequacy of the intake procedures at which time clients certify (through signature) their income level. Agencies are provided with new Median Family Income (MFI) figures when they are made available.

### *> Presumed Benefit:*

All of the CDBG funds expended in FY 2014-2015 were used to benefit people who earn low or moderate incomes. Direct project beneficiary data was collected for all Public Services grants, even those grants benefiting people who are presumed to earn low or moderate incomes. These subgrantees included: Cross Roads House (homeless), A Safe Place (battered women's shelter), Area Home Care (frail elderly), AIDS Response Seacoast (persons living with AIDS).

### *> Accessibility Grants/Removal of Architectural Barriers*

\$11,500 in CDBG grant funding was expended for accessibility improvements and the removal of architectural barriers at Strawberry Banke Museum.

## Activities to Address Slums/Blight

There were no activities in FY 2014-2015 that addressed the slums/blight national objective.

## Actions Taken to Address Homelessness

The Community Development Department is dedicated to addressing homelessness. The City reaches out to homeless and unsheltered persons through our relationship with the Cross Roads House. The Cross Roads House is a homeless shelter in the jurisdiction that provides both emergency and transitional shelter to homeless people. In addition to shelter, the Cross Roads House provides a wide range of services to individuals in transition including case management, tutoring, mental health

counseling, vocational training, life skills training and assistance in finding permanent housing. The doors of the Cross Roads House are open to all individuals in need of shelter, including those who could become homeless after being discharged from publicly funded institutions and systems of care.

In PY14, \$9,000 in CDBG grant funding was awarded to support the salaries of direct care and case management workers. The City also provided an additional \$22,709 to Cross Roads House out of the Welfare Department budget to keep extremely low-income individuals and families from becoming homeless. The Welfare Department also works closely with Rockingham Community Action to provide rental deposit assistance, fuel assistance, and related help that helps families stay in their homes. The Welfare Department refers struggling individuals and families receiving assistance from other public or private programs to the Cross Roads House when transitional housing is needed. CDBG funding provided for the sheltering of 208 individuals. CD staff are also involved in forums and working groups addressing issues of chronic homelessness and coordination of services for those at or at risk of becoming homeless including the Continuum of Care.

## **Self Evaluation**

In FY 2014-2015, there were no budget amendments necessary during the course of the fiscal year. Progress was made on the Consolidated Plan goals as outlined in an earlier section in this report titled "FY 2014-2015 Accomplishments, by Consolidated Plan Priority Need and Program." Additional information about evaluation of the CDBG program and administrative performance is provided through the annual A-133 audit as well as other monitoring efforts by HUD as outlined in the section title "Compliance and Monitoring."

## **Performance Measurement System**

The City of Portsmouth's Community Development Block Grant program has a long tradition of setting goals and monitoring performance in its many CDBG-funded programs. Every five years, the Community Development Department establishes five-year goals for housing, public facilities, public service goals, and administration. More specific goals are set annually. An assessment of progress toward program goals is included in this report, see Chart 1 beginning on page 11.

Community Development staff attended the HUD-sponsored Community Development Outcome Performance Measurement Framework training in support of the Performance Measurement final rule. Concurrently with the national effort, the City of Portsmouth has participated in the development of its own performance measurement system, where measures are reported out in the City's Annual Budget document. The Community Development Department has a total of six measures it reports to residents in the City of Portsmouth budget document. The department's performance measures and departmental section appear in Appendix K. The department's performance measures exhibit the department's efforts to show accomplishments not only through HUD reporting mechanisms but also to the residents of the city and elected officials.

## **Public Participation**

The FY 2014-2015 Consolidated Annual Performance and Evaluation Report was available for public review for 15 days beginning on September 10, 2015 and ending on September 25, 2015. (See Appendix I: Legal Notice.) No public comments were received.

# Appendix A

## Summary of CDBG Expenditures

Appendix A  
FY 14-15  
Summary of CDBG Expenditures

IDIS #	Description	Expended	Subtotals
1894	General Admin-Salaries	\$72,444.03	
1894	General Admin-Health Ins. Reimbursement	\$0.00	
1894	General Admin-Longevity	\$638.36	
1894	General Admin-Health Insurance	\$8,363.13	
1894	General Admin-Dental Insurance	\$505.37	
1894	General Admin-Life Insurance	\$53.60	
1894	General Admin-LTD	\$231.20	
1894	General Admin-FICA	\$4,439.03	
1894	General Admin-Medicare	\$1,038.14	
1894	General Admin-Retirement	\$7,901.77	
1894	General Admin-Advertising	\$1,677.05	
1894	General Admin-Dues-Prof Organizations	\$750.00	
1894	General Admin-Travel/Conference/Training	\$83.18	
1894	General Admin-Office Supplies	\$482.82	
1894	General Admin-Copy/printing	\$175.92	
1894	General Admin-Postage	\$273.81	
1894	General Admin-Books/Periodicals	\$70.00	
1894	General Admin-Unclassified	\$106.20	
1894	General Admin-NH Legal Assistance Fair Housing Activities subject to 20% cap	\$2,540.59	
			<b>\$101,774.20</b>
1868	Maynard Park	\$0.00	
	City Hall Accessibility Improvements	\$0.00	
	Citywide Accessibility Improvements	\$0.00	
	Strawbery Banke Accessibility	\$11,500.00	
	Woodbury Ave/Gosling Road Access Improv	\$0.00	
1870	Emergency Power Source for Public Service Agency	\$0.00	
1869	Ranger Way Streetscape Improvements	\$39,047.56	
			<b>\$50,547.56</b>
1893	Housing Rehab Salaries	\$39,084.12	
1893	Housing Rehab-Health Ins. Reimbursement	\$600.00	
1893	Housing Rehab-Longevity	\$855.99	
1893	Housing Rehab-Dental Insurance	\$574.84	
1893	Housing Rehab-Life Insurance	\$22.20	
1893	Housing Rehab-LTD	\$95.12	
1893	Housing Rehab FICA	\$2,505.29	
1893	Housing Rehab Medicare	\$585.99	
1893	Housing Rehab Retirement	\$4,301.64	
1893	Housing Rehab Audit	\$2,098.21	
1893	Housing Rehab-Dues	\$290.00	
1893	Housing Rehab Travel/Conference	\$327.10	
1893	Housing Rehab-Office Supplies	\$0.00	
1893	Housing Rehab-Postage	\$0.00	



Appendix A  
FY 14-15  
Summary of CDBG Expenditures

1893	Housing Rehab-Books/Periodicals	\$0.00	
1893	Housing Rehab Unclassified	\$50.47	\$51,390.97
	Residential Accessibility Program	\$0.00	
	Housing Rehab Loans-Brock	\$905.00	
	Housing Rehab Loans	\$0.00	\$905.00
1881	A Safe Place	\$3,750.00	
1882	AIDS Response Seacoast	\$10,500.00	
1883	Area Homecare Services	\$6,750.00	
1884	Crossroads House	\$6,750.00	
1885	Families First Dental	\$6,750.00	
1887	New Heights Adventures for Teens	\$3,750.00	
1888	PHA, Risk & Prevention Youth Program	\$3,750.00	
1889	Rockingham CAP	\$3,750.00	
1890	Seacoast Community School	\$6,760.34	
1891	Seacoast Mental Health Center, Psychiatry Program	\$4,500.00	
1892	Sexual Assault Support Services	\$3,750.00	\$60,760.34
1853	A Safe Place	\$1,250.00	
1854	AIDS Response Seacoast	\$2,250.00	
1855	Area Homecare Services	\$2,250.00	
1856	Community Child Care	\$3,998.13	
1857	Crossroads House	\$2,250.00	
1858	Families First Dental	\$2,250.00	
1859	New Heights Adventures for Teens	\$1,250.00	
1860	NH Legal-Housing Justice	\$3,000.00	
1861	PHA, Risk & Prevention Youth Program	\$1,500.00	
1863	Seacoast Mental Health Center, Psychiatry Program	\$1,250.00	
1864	Sexual Assault Support Services	\$1,250.00	\$22,498.13
	<b>Total Fund 20 Accounts</b>	<b>\$287,876.20</b>	<b>\$287,876.20</b>
	PEDLP Audit	\$1,525.98	
	PEDLP Ranger Way	\$12,477.60	\$14,003.58
	PNPLP-Non-Profit Loan Fund	\$0.00	\$0.00
	Residential Accesibility Program	\$0.00	
	Cottage Senior Housing	\$77,600.00	
	Housing Rehab	\$0.00	
	Housing Rehab-Allen	\$2,693.00	
	Housing Rehab-McCall	\$922.00	
	Ranger Way Streetscape Improvements	\$6,687.84	\$87,902.84

**Appendix A  
FY 14-15  
Summary of CDBG Expenditures**

<b>Program Income totals</b>	<b>\$101,906.42</b>
Total Fund 20 Expenditures	<b>\$287,876.20</b>
Total Fund 21-24 Expenditures	<b>\$101,906.42</b>
General Admin Expenditures	<b>\$101,774.20</b>
Total Expenses, Fund 20-24	<b>\$389,782.62</b>

Appendix B  
Summary of Housing Rehabilitation and  
Residential Accessibility Programs



Appendix C  
IDIS Report PR26  
CDBG Financial Summary for Program Year 2014



Office of Community Planning and Development  
 U.S. Department of Housing and Urban Development  
 Integrated Disbursement and Information System  
 PR26 - CDBG Financial Summary Report  
 Program Year 2014  
 PORTSMOUTH, NH

DATE: 09-25-15  
 TIME: 10:08  
 PAGE: 1

**PART I: SUMMARY OF CDBG RESOURCES**

01 UNEXPENDED CDBG FUNDS AT END OF PREVIOUS PROGRAM YEAR		
02 ENTITLEMENT GRANT		716,402.00
03 SURPLUS URBAN RENEWAL		507,379.00
04 SECTION 108 GUARANTEED LOAN FUNDS		0.00
05 CURRENT YEAR PROGRAM INCOME		0.00
05a CURRENT YEAR SECTION 108 PROGRAM INCOME (FOR SI TYPE)	See Note 1	101,474.54
06 FUNDS RETURNED TO THE LINE-OF-CREDIT		0.00
06a FUNDS RETURNED TO THE LOCAL CDBG ACCOUNT		1,555.00
07 ADJUSTMENT TO COMPUTE TOTAL AVAILABLE		0.00
08 TOTAL AVAILABLE (SUM, LINES 01-07)		(97,693.19)
		1,229,117.35

**PART II: SUMMARY OF CDBG EXPENDITURES**

09 DISBURSEMENTS OTHER THAN SECTION 108 REPAYMENTS AND PLANNING/ADMINISTRATION		315,593.10
10 ADJUSTMENT TO COMPUTE TOTAL AMOUNT SUBJECT TO LOW/MOD BENEFIT		
11 AMOUNT SUBJECT TO LOW/MOD BENEFIT (LINE 09 + LINE 10)	See Note 2	(28,043.86)
12 DISBURSED IN IDIS FOR PLANNING/ADMINISTRATION		287,549.24
13 DISBURSED IN IDIS FOR SECTION 108 REPAYMENTS		102,233.38
14 ADJUSTMENT TO COMPUTE TOTAL EXPENDITURES		0.00
15 TOTAL EXPENDITURES (SUM, LINES 11-14)		0.00
16 UNEXPENDED BALANCE (LINE 08 - LINE 15)		389,782.62
		839,334.73

**PART III: LOWMOD BENEFIT THIS REPORTING PERIOD**

17 EXPENDED FOR LOW/MOD HOUSING IN SPECIAL AREAS		0.00
18 EXPENDED FOR LOW/MOD MULTI-UNIT HOUSING		77,600.00
19 DISBURSED FOR OTHER LOW/MOD ACTIVITIES		167,993.10
20 ADJUSTMENT TO COMPUTE TOTAL LOW/MOD CREDIT		
21 TOTAL LOW/MOD CREDIT (SUM, LINES 17-20)	See Note 3	41,956.14
22 PERCENT LOW/MOD CREDIT (LINE 21/LINE 11)		287,549.24
		100.00%

**LOW/MOD BENEFIT FOR MULTI-YEAR CERTIFICATIONS**

23 PROGRAM YEARS(PY) COVERED IN CERTIFICATION		
24 CUMULATIVE NET EXPENDITURES SUBJECT TO LOW/MOD BENEFIT CALCULATION	PY: PY: PY:	
25 CUMULATIVE EXPENDITURES BENEFITTING LOW/MOD PERSONS		0.00
26 PERCENT BENEFIT TO LOW/MOD PERSONS (LINE 25/LINE 24)		0.00
		0.00%

**PART IV: PUBLIC SERVICE (PS) CAP CALCULATIONS**

27 DISBURSED IN IDIS FOR PUBLIC SERVICES		
28 PS UNLIQUIDATED OBLIGATIONS AT END OF CURRENT PROGRAM YEAR		102,498.13
29 PS UNLIQUIDATED OBLIGATIONS AT END OF PREVIOUS PROGRAM YEAR		19,239.66
30 ADJUSTMENT TO COMPUTE TOTAL PS OBLIGATIONS		3,750.00
31 TOTAL PS OBLIGATIONS (LINE 27 + LINE 28 - LINE 29 + LINE 30)	See Note 4	(34,729.32)
32 ENTITLEMENT GRANT		83,258.47
33 PRIOR YEAR PROGRAM INCOME		507,379.00
34 ADJUSTMENT TO COMPUTE TOTAL SUBJECT TO PS CAP		84,567.63
35 TOTAL SUBJECT TO PS CAP (SUM, LINES 32-34)	See Note 5	(34,275.24)
36 PERCENT FUNDS OBLIGATED FOR PS ACTIVITIES (LINE 31/LINE 35)		557,671.39
		14.93%

**PART V: PLANNING AND ADMINISTRATION (PA) CAP**

37 DISBURSED IN IDIS FOR PLANNING/ADMINISTRATION		
38 PA UNLIQUIDATED OBLIGATIONS AT END OF CURRENT PROGRAM YEAR	See Note 6	102,233.38
39 PA UNLIQUIDATED OBLIGATIONS AT END OF PREVIOUS PROGRAM YEAR		0.00
40 ADJUSTMENT TO COMPUTE TOTAL PA OBLIGATIONS		0.00
41 TOTAL PA OBLIGATIONS (LINE 37 + LINE 38 - LINE 39 +LINE 40)		(459.18)
42 ENTITLEMENT GRANT		101,774.20
43 CURRENT YEAR PROGRAM INCOME		507,379.00
44 ADJUSTMENT TO COMPUTE TOTAL SUBJECT TO PA CAP		101,474.54
45 TOTAL SUBJECT TO PA CAP (SUM, LINES 42-44)	See Note 1	(63,417.59)
46 PERCENT FUNDS OBLIGATED FOR PA ACTIVITIES (LINE 41/LINE 45)		545,435.95
		18.66%

Note 1: Current year program income is \$38,056; see adjustment in line 7, which also includes adjustment for overstated prior year program income.  
 Note 2: Total cash disbursements in PY 2014 are overstated by this adjustment amount.  
 Note 3: IDIS did not capture additional non-administrative and non section108 disbursements to low/mod activities in the program year.  
 Note 4: Total cash disbursements for public services in PY 2014 are overstated by this adjustment amount; see Appendix A.  
 Note 5: Prior year program income is \$50,292.03; see adjustment in line 34.  
 Note 6: PA disbursements in FY 14-15 overstated by \$459.18 ; see adjustment in line 40.



Office of Community Planning and Development  
 U.S. Department of Housing and Urban Development  
 Integrated Disbursement and Information System  
 PR26 - CDBG Financial Summary Report  
 Program Year 2014  
 PORTSMOUTH, NH

DATE: 09-25-15  
 TIME: 10:08  
 PAGE: 2

**LINE 17 DETAIL: ACTIVITIES TO CONSIDER IN DETERMINING THE AMOUNT TO ENTER ON LINE 17**

Report returned no data.

**LINE 18 DETAIL: ACTIVITIES TO CONSIDER IN DETERMINING THE AMOUNT TO ENTER ON LINE 18**

Plan Year	IDIS Project	IDIS Activity	Activity Name	Matrix Code	National Objective	Drawn Amount
2014	2	1898	Cottage Senior Housing	14C	LMH	\$77,600.00
<b>Total</b>				<b>14C</b>	<b>Matrix Code</b>	<b>\$77,600.00</b>

**LINE 19 DETAIL: ACTIVITIES INCLUDED IN THE COMPUTATION OF LINE 19**

Plan Year	IDIS Project	IDIS Activity	Voucher Number	Activity Name	Matrix Code	National Objective	Drawn Amount
2012	4	1899	5802226	Strawbery Banke Accessibility Improvements	03	LMC	\$11,500.00
2013	3	1869	5712142	Ranger Way Streetscape Improvements	03	LMA	\$4,658.28
2013	3	1869	5739022	Ranger Way Streetscape Improvements	03	LMA	\$19,165.44
2013	3	1869	5787773	Ranger Way Streetscape Improvements	03	LMA	\$17,194.50
2013	3	1869	5797132	Ranger Way Streetscape Improvements	03	LMA	\$17,194.78
2013	1	1857	5712142	CROSSROADS HOUSE	<b>03</b>	<b>Matrix Code</b>	<b>\$69,713.00</b>
					03T	LMC	\$2,250.00
2013	1	1853	5721054	A SAFE PLACE	<b>03T</b>	<b>Matrix Code</b>	<b>\$2,250.00</b>
2013	1	1854	5712142	AIDS RESPONSE	05	LMC	\$1,250.00
2013	1	1864	5712142	SEXUAL ASSAULT SUPPORT SERVICES	05	LMC	\$2,250.00
2014	1	1892	5753820	Sexual Assault Support Services	05	LMC	\$1,250.00
2014	1	1892	5774771	Sexual Assault Support Services	05	LMC	\$1,250.00
2014	1	1892	5799289	Sexual Assault Support Services	05	LMC	\$1,250.00
2014	1	1892	5833029	Sexual Assault Support Services	05	LMC	\$1,250.00
2013	1	1855	5717728	AREA HOMECARE AND FAMILY SERVICES	<b>05</b>	<b>Matrix Code</b>	<b>\$9,750.00</b>
					05A	LMC	\$2,250.00
2013	1	1860	5717728	NH Legal-Housing Justice	<b>05A</b>	<b>Matrix Code</b>	<b>\$2,250.00</b>
					05C	LMC	\$3,000.00
2013	1	1859	5721054	New Heights: Adventures for Teens	<b>05C</b>	<b>Matrix Code</b>	<b>\$3,000.00</b>
2013	1	1861	5717728	Portsmouth Housing Authority-Risk & Prevention Youth Program	05D	LMC	\$1,250.00
2014	1	1888	5757426	Portsmouth Housing Authority-Risk & Prevention Youth Program	05D	LMC	\$1,500.00
2014	1	1888	5774771	Portsmouth Housing Authority-Risk & Prevention Youth Program	05D	LMC	\$1,250.00
2014	1	1888	5799289	Portsmouth Housing Authority-Risk & Prevention Youth Program	05D	LMC	\$1,250.00
2014	1	1888	5842446	Portsmouth Housing Authority-Risk & Prevention Youth Program	05D	LMC	\$1,250.00
2013	1	1856	5712142	COMMUNITY CHILD CARE	<b>05D</b>	<b>Matrix Code</b>	<b>\$7,750.00</b>
					05L	LMC	\$3,998.13
2013	1	1858	5712142	FAMILIES FIRST DENTAL CENTER	<b>05L</b>	<b>Matrix Code</b>	<b>\$3,998.13</b>
					05M	LMC	\$2,250.00
2013	1	1863	5721054	Seacoast Mental Health Center-Psychiatry Program	<b>05M</b>	<b>Matrix Code</b>	<b>\$2,250.00</b>
					05O	LMC	\$1,250.00
2013	2	1876	5705502	RAP-12-2	<b>05O</b>	<b>Matrix Code</b>	<b>\$1,250.00</b>
2013	2	1877	5705502	HR-12-4	14A	LMH	\$722.00
2013	2	1878	5705502	HR-13-3	14A	LMH	\$250.00
2013	2	1880	5705502	HR-13-2	14A	LMH	\$3,168.00
2013	2	1900	5815554	HR-14-4	14A	LMH	\$5,731.00
					14A	LMH	\$905.00



Office of Community Planning and Development  
 U.S. Department of Housing and Urban Development  
 Integrated Disbursement and Information System  
 PR26 - CDBG Financial Summary Report  
 Program Year 2014  
 PORTSMOUTH, NH

DATE: 09-25-15  
 TIME: 10:08  
 PAGE: 3

Plan Year	IDIS Project	IDIS Activity	Voucher Number	Activity Name	Matrix Code	National Objective	Drawn Amount
2014	2	1896	5739022	HR-14-2	14A	LMH	\$922.00
2014	2	1897	5770097	HR-14-1	14A	LMH	\$2,693.00
2014	2	1893	5721054	HOUSING PROGRAM ADMIN	14A	Matrix Code	<b>\$14,391.00</b>
2014	2	1893	5723934	HOUSING PROGRAM ADMIN	14H	LMC	\$5,354.99
2014	2	1893	5730853	HOUSING PROGRAM ADMIN	14H	LMC	\$1,720.81
2014	2	1893	5733225	HOUSING PROGRAM ADMIN	14H	LMC	\$2,000.87
2014	2	1893	5739009	HOUSING PROGRAM ADMIN	14H	LMC	\$2,155.79
2014	2	1893	5743845	HOUSING PROGRAM ADMIN	14H	LMC	\$1,952.34
2014	2	1893	5748895	HOUSING PROGRAM ADMIN	14H	LMC	\$1,847.41
2014	2	1893	5753820	HOUSING PROGRAM ADMIN	14H	LMC	\$1,868.18
2014	2	1893	5757426	HOUSING PROGRAM ADMIN	14H	LMC	\$1,870.93
2014	2	1893	5762093	HOUSING PROGRAM ADMIN	14H	LMC	\$1,748.79
2014	2	1893	5767925	HOUSING PROGRAM ADMIN	14H	LMC	\$4,227.60
2014	2	1893	5770098	HOUSING PROGRAM ADMIN	14H	LMC	\$1,948.79
2014	2	1893	5774771	HOUSING PROGRAM ADMIN	14H	LMC	\$2,461.03
2014	2	1893	5779298	HOUSING PROGRAM ADMIN	14H	LMC	\$1,748.81
2014	2	1893	5783473	HOUSING PROGRAM ADMIN	14H	LMC	\$1,643.11
2014	2	1893	5787773	HOUSING PROGRAM ADMIN	14H	LMC	\$1,696.49
2014	2	1893	5792591	HOUSING PROGRAM ADMIN	14H	LMC	\$1,748.81
2014	2	1893	5797132	HOUSING PROGRAM ADMIN	14H	LMC	\$2,048.85
2014	2	1893	5802226	HOUSING PROGRAM ADMIN	14H	LMC	\$1,748.81
2014	2	1893	5811740	HOUSING PROGRAM ADMIN	14H	LMC	\$4,183.75
2014	2	1893	5815554	HOUSING PROGRAM ADMIN	14H	LMC	\$1,870.04
2014	2	1893	5819534	HOUSING PROGRAM ADMIN	14H	LMC	\$1,794.43
2014	2	1893	5822403	HOUSING PROGRAM ADMIN	14H	LMC	\$1,794.43
<b>Total</b>					14H	Matrix Code	<b>\$51,390.97</b>
							<b>\$167,993.10</b>

LINE 27 DETAIL: ACTIVITIES INCLUDED IN THE COMPUTATION OF LINE 27

Plan Year	IDIS Project	IDIS Activity	Voucher Number	Activity Name	Matrix Code	National Objective	Drawn Amount
2013	1	1857	5712142	CROSSROADS HOUSE	03T	LMC	\$2,250.00
2014	1	1884	5748895	CROSSROADS HOUSE	03T	LMC	\$2,250.00
2014	1	1884	5783473	CROSSROADS HOUSE	03T	LMC	\$2,250.00
2014	1	1884	5797132	CROSSROADS HOUSE	03T	LMC	\$2,250.00
2014	1	1884	5833029	CROSSROADS HOUSE	03T	LMC	\$2,250.00
2013	1	1853	5721054	A SAFE PLACE	03T	Matrix Code	<b>\$11,250.00</b>
2013	1	1854	5712142	AIDS RESPONSE	05	LMC	\$1,250.00
2013	1	1864	5712142	SEXUAL ASSAULT SUPPORT SERVICES	05	LMC	\$2,250.00
2014	1	1881	5757426	A SAFE PLACE	05	LMC	\$1,250.00
2014	1	1881	5781859	A SAFE PLACE	05	LMC	\$1,250.00
2014	1	1881	5799289	A SAFE PLACE	05	LMC	\$1,250.00
2014	1	1881	5833029	A SAFE PLACE	05	LMC	\$1,250.00
2014	1	1882	5770098	AIDS RESPONSE	05	LMC	\$1,250.00
2014	1	1882	5799289	AIDS RESPONSE	05	LMC	\$5,000.00
2014	1	1882	5802226	AIDS RESPONSE	05	LMC	\$2,500.00
2014	1	1882	5850088	AIDS RESPONSE	05	LMC	\$3,000.00
2014	1	1883	5753820	AREA HOMECARE AND FAMILY SERVICES	05	LMC	\$2,500.00
2014	1	1883	5783473	AREA HOMECARE AND FAMILY SERVICES	05	LMC	\$2,250.00
2014	1	1883	5799289	AREA HOMECARE AND FAMILY SERVICES	05	LMC	\$2,250.00
2014	1	1883	5833029	AREA HOMECARE AND FAMILY SERVICES	05	LMC	\$2,250.00
2014	1	1889	5748895	Rockingham Community Action Program	05	LMC	\$2,250.00
2014	1	1889	5781859	Rockingham Community Action Program	05	LMC	\$1,250.00





Office of Community Planning and Development  
 U.S. Department of Housing and Urban Development  
 Integrated Disbursement and Information System  
 PR26 - CDBG Financial Summary Report  
 Program Year 2014  
 PORTSMOUTH, NH

DATE: 09-25-1  
 TIME: 10:0  
 PAGE: 4

Plan Year	IDIS Project	IDIS Activity	Voucher Number	Activity Name	Matrix Code	National Objective	Drawn Amount
2014	1	1889	5797132	Rockingham Community Action Program	05	LMC	\$1,250.00
2014	1	1889	5850088	Rockingham Community Action Program	05	LMC	\$1,250.00
2014	1	1892	5753820	Sexual Assault Support Services	05	LMC	\$1,250.00
2014	1	1892	5774771	Sexual Assault Support Services	05	LMC	\$1,250.00
2014	1	1892	5799289	Sexual Assault Support Services	05	LMC	\$1,250.00
2014	1	1892	5833029	Sexual Assault Support Services	05	LMC	\$1,250.00
2013	1	1855	5717728	AREA HOMECARE AND FAMILY SERVICES	05	Matrix Code	\$41,750.00
					05A	LMC	\$2,250.00
2013	1	1860	5717728	NH Legal-Housing Justice	05A	Matrix Code	\$2,250.00
					05C	LMC	\$3,000.00
2013	1	1859	5721054	New Heights: Adventures for Teens	05C	Matrix Code	\$3,000.00
2013	1	1861	5717728	Portsmouth Housing Authority-Risk & Provention Youth Program	05D	LMC	\$1,250.00
					05D	LMC	\$1,500.00
2014	1	1887	5762093	New Heights: Adventures for Teens	05D	LMC	\$1,250.00
2014	1	1887	5779298	New Heights: Adventures for Teens	05D	LMC	\$1,250.00
2014	1	1887	5799289	New Heights: Adventures for Teens	05D	LMC	\$1,250.00
2014	1	1887	5842446	New Heights: Adventures for Teens	05D	LMC	\$1,250.00
2014	1	1888	5757426	Portsmouth Housing Authority-Risk & Prevention Youth Program	05D	LMC	\$1,250.00
2014	1	1888	5774771	Portsmouth Housing Authority-Risk & Prevention Youth Program	05D	LMC	\$1,250.00
2014	1	1888	5799289	Portsmouth Housing Authority-Risk & Prevention Youth Program	05D	LMC	\$1,250.00
2014	1	1888	5842446	Portsmouth Housing Authority-Risk & Prevention Youth Program	05D	LMC	\$1,250.00
2013	1	1856	5712142	COMMUNITY CHILD CARE	05D	Matrix Code	\$12,750.00
2014	1	1890	5748895	Seacoast Community School	05L	LMC	\$3,998.13
2014	1	1890	5781859	Seacoast Community School	05L	LMC	\$2,364.56
2014	1	1890	5799289	Seacoast Community School	05L	LMC	\$2,197.89
2014	1	1890	5842446	Seacoast Community School	05L	LMC	\$2,197.89
					05L	LMC	\$2,239.66
2013	1	1858	5712142	FAMILIES FIRST DENTAL CENTER	05L	Matrix Code	\$12,998.13
2014	1	1885	5774771	FAMILIES FIRST DENTAL CENTER	05M	LMC	\$2,250.00
2014	1	1885	5797132	FAMILIES FIRST DENTAL CENTER	05M	LMC	\$4,500.00
2014	1	1885	5842446	FAMILIES FIRST DENTAL CENTER	05M	LMC	\$2,250.00
					05M	LMC	\$2,250.00
2013	1	1863	5721054	Seacoast Mental Health Center-Psychiatry Program	05M	Matrix Code	\$11,250.00
2014	1	1891	5753820	Seacoast Mental Health Center-Psychiatry Program	05O	LMC	\$1,250.00
2014	1	1891	5781859	Seacoast Mental Health Center-Psychiatry Program	05O	LMC	\$1,500.00
2014	1	1891	5799289	Seacoast Mental Health Center-Psychiatry Program	05O	LMC	\$1,500.00
2014	1	1891	5842446	Seacoast Mental Health Center-Psychiatry Program	05O	LMC	\$1,500.00
					05O	LMC	\$1,500.00
<b>Total</b>					<b>05O</b>	<b>Matrix Code</b>	<b>\$7,250.00</b>
							<b>\$102,498.13</b>

LINE 37 DETAIL: ACTIVITIES INCLUDED IN THE COMPUTATION OF LINE 37

Plan Year	IDIS Project	IDIS Activity	Voucher Number	Activity Name	Matrix Code	National Objective	Drawn Amount
1994	2	2	5763100	CDBG COMMITTED FUNDS ADJUSTMENT	21A		
2013	5	1873	5705502	ECONOMIC DEVELOPMENT PROGRAM ADMIN	21A		(\$1,555.00)
2014	4	1894	5721054	GENERAL ADMINISTRATION	21A		\$28.79
2014	4	1894	5723934	GENERAL ADMINISTRATION	21A		\$11,208.05
2014	4	1894	5730853	GENERAL ADMINISTRATION	21A		\$3,285.60
2014	4	1894	5733225	GENERAL ADMINISTRATION	21A		\$4,228.75
					21A		\$3,232.43



Office of Community Planning and Development  
 U.S. Department of Housing and Urban Development  
 Integrated Disbursement and Information System  
 PR26 - CDBG Financial Summary Report  
 Program Year 2014  
 PORTSMOUTH, NH

DATE: 09-25-1  
 TIME: 10:0  
 PAGE: 5

Plan Year	IDIS Project	IDIS Activity	Voucher Number	Activity Name	Matrix Code	National Objective	Drawn Amount
2014	4	1894	5739009	GENERAL ADMINISTRATION	21A		
2014	4	1894	5743845	GENERAL ADMINISTRATION	21A		\$3,709.10
2014	4	1894	5748895	GENERAL ADMINISTRATION	21A		\$4,099.18
2014	4	1894	5753820	GENERAL ADMINISTRATION	21A		\$3,865.90
2014	4	1894	5757426	GENERAL ADMINISTRATION	21A		\$6,462.11
2014	4	1894	5762093	GENERAL ADMINISTRATION	21A		\$4,505.63
2014	4	1894	5767925	GENERAL ADMINISTRATION	21A		\$5,545.81
2014	4	1894	5770098	GENERAL ADMINISTRATION	21A		\$3,609.65
2014	4	1894	5774771	GENERAL ADMINISTRATION	21A		\$4,789.91
2014	4	1894	5779298	GENERAL ADMINISTRATION	21A		\$3,499.17
2014	4	1894	5783473	GENERAL ADMINISTRATION	21A		\$3,446.11
2014	4	1894	5787773	GENERAL ADMINISTRATION	21A		\$3,344.29
2014	4	1894	5792591	GENERAL ADMINISTRATION	21A		\$3,319.82
2014	4	1894	5797132	GENERAL ADMINISTRATION	21A		\$3,323.25
2014	4	1894	5799289	GENERAL ADMINISTRATION	21A		\$3,371.01
2014	4	1894	5802226	GENERAL ADMINISTRATION	21A		\$1,474.77
2014	4	1894	5811740	GENERAL ADMINISTRATION	21A		\$7,170.20
2014	4	1894	5815554	GENERAL ADMINISTRATION	21A		\$3,936.96
2014	4	1894	5819534	GENERAL ADMINISTRATION	21A		\$3,468.96
2014	4	1894	5822403	GENERAL ADMINISTRATION	21A		\$3,432.60
2014	5	1895	5739022	ECONOMIC DEVELOPMENT PROGRAM ADMIN	21A		\$3,444.94
2014	5	1895	5770097	ECONOMIC DEVELOPMENT PROGRAM ADMIN	21A		\$230.34
2014	5	1895	5825840	ECONOMIC DEVELOPMENT PROGRAM ADMIN	21A		\$863.76
2014	4	1886	5850088	NH Legal Assistance	21A		\$431.88
					21D	Matrix Code	\$101,773.97
							\$459.41
<b>Total</b>					<b>21D</b>	<b>Matrix Code</b>	<b>\$459.41</b>
							<b>\$102,233.38</b>

Appendix D  
IDIS Report PR23  
Summary of Accomplishments Report

IDIS Report PR 10  
CDBG Housing Activities



PORTSMOUTH

Count of CDBG Activities with Disbursements by Activity Group & Matrix Code

Activity Group	Activity Category	Open Count	Open Activities Disbursed	Completed Count	Completed Activities Disbursed	Program Year Count	Total Activities Disbursed
Housing	Rehab; Single-Unit Residential (14A)	1	\$905.00	7	\$13,486.00	8	\$14,391.00
	Public Housing Modernization (14C)	0	\$0.00	1	\$77,600.00	1	\$77,600.00
	Rehabilitation Administration (14H)	0	\$0.00	1	\$51,390.97	1	\$51,390.97
	<b>Total Housing</b>	<b>1</b>	<b>\$905.00</b>	<b>9</b>	<b>\$142,476.97</b>	<b>10</b>	<b>\$143,381.97</b>
Public Facilities and Improvements	Public Facilities and Improvements (General) (03)	1	\$11,500.00	2	\$58,213.00	3	\$69,713.00
	<b>Total Public Facilities and Improvements</b>	<b>1</b>	<b>\$11,500.00</b>	<b>2</b>	<b>\$58,213.00</b>	<b>3</b>	<b>\$69,713.00</b>
Public Services	Operating Costs of Homeless/AIDS Patients Programs (03T)	0	\$0.00	2	\$11,250.00	2	\$11,250.00
	Public Services (General) (05)	0	\$0.00	8	\$41,750.00	8	\$41,750.00
	Senior Services (05A)	0	\$0.00	1	\$2,250.00	1	\$2,250.00
	Legal Services (05C)	0	\$0.00	1	\$3,000.00	1	\$3,000.00
	Youth Services (05D)	0	\$0.00	4	\$12,750.00	4	\$12,750.00
	Child Care Services (05L)	0	\$0.00	2	\$12,998.13	2	\$12,998.13
	Health Services (05M)	0	\$0.00	2	\$11,250.00	2	\$11,250.00
	Mental Health Services (05O)	0	\$0.00	2	\$7,250.00	2	\$7,250.00
	<b>Total Public Services</b>	<b>0</b>	<b>\$0.00</b>	<b>22</b>	<b>\$102,498.13</b>	<b>22</b>	<b>\$102,498.13</b>
	General Administration and Planning	General Program Administration (21A)	1	(\$1,555.00)	3	\$103,328.97	4
Fair Housing Activities (subject to 20% Admin Cap) (21D)		0	\$0.00	1	\$459.41	1	\$459.41
	<b>Total General Administration and Planning</b>	<b>1</b>	<b>(\$1,555.00)</b>	<b>4</b>	<b>\$103,788.38</b>	<b>5</b>	<b>\$102,233.38</b>
<b>Grand Total</b>		<b>3</b>	<b>\$10,850.00</b>	<b>37</b>	<b>\$406,976.48</b>	<b>40</b>	<b>\$417,826.48</b>



PORTSMOUTH

**CDBG Sum of Actual Accomplishments by Activity Group and Accomplishment Type**

Activity Group	Matrix Code	Accomplishment Type	Open Count	Completed Count	Program Year Totals	
Housing	Rehab; Single-Unit Residential (14A)	Housing Units	1	7	8	
	Public Housing Modernization (14C)	Housing Units	0	20	20	
	Rehabilitation Administration (14H)	Housing Units	0	0	0	
	<b>Total Housing</b>		<b>1</b>	<b>27</b>	<b>28</b>	
Public Facilities and Improvements	Public Facilities and Improvement (General) (03)	Public Facilities	0	3,912	3,912	
	<b>Total Public Facilities and Improvements</b>		<b>0</b>	<b>3,912</b>	<b>3,912</b>	
Public Services	Operating Costs of Homeless/AIDS Patients Programs (03T)	Persons	0	369	369	
	Public Services (General) (05)	Persons	0	567	567	
	Senior Services (05A)	Persons	0	195	195	
	Legal Services (05C)	Persons	0	22	22	
	Youth Services (05D)	Persons	0	791	791	
	Child Care Services (05L)	Persons	0	18	18	
	Health Services (05M)	Persons	0	1,243	1,243	
	Mental Health Services (05O)	Persons	0	1,237	1,237	
		<b>Total Public Services</b>		<b>0</b>	<b>4,442</b>	<b>4,442</b>
	<b>Grand Total</b>			<b>1</b>	<b>8,381</b>	<b>8,382</b>



PORTSMOUTH

CDBG Beneficiaries by Racial / Ethnic Category

Housing-Non Housing	Race	Total Persons	Total Hispanic Persons	Total Households	Total Hispanic Households
Housing	White	0	0	27	1
	Black/African American	0	0	1	0
	<b>Total Housing</b>	<b>0</b>	<b>0</b>	<b>28</b>	<b>1</b>
Non Housing	White	3,907	186	0	0
	Black/African American	177	11	0	0
	Asian	137	5	0	0
	American Indian/Alaskan Native	18	0	0	0
	Native Hawaiian/Other Pacific Islander	13	0	0	0
	American Indian/Alaskan Native & White	17	2	0	0
	Asian & White	12	5	0	0
	Black/African American & White	29	9	0	0
	Amer. Indian/Alaskan Native & Black/African Amer.	3	0	0	0
	Other multi-racial	129	15	0	0
	<b>Total Non Housing</b>	<b>4,442</b>	<b>233</b>	<b>0</b>	<b>0</b>
Grand Total	White	3,907	186	27	1
	Black/African American	177	11	1	0
	Asian	137	5	0	0
	American Indian/Alaskan Native	18	0	0	0
	Native Hawaiian/Other Pacific Islander	13	0	0	0
	American Indian/Alaskan Native & White	17	2	0	0
	Asian & White	12	5	0	0
	Black/African American & White	29	9	0	0
	Amer. Indian/Alaskan Native & Black/African Amer.	3	0	0	0
	Other multi-racial	129	15	0	0
	<b>Total Grand Total</b>	<b>4,442</b>	<b>233</b>	<b>28</b>	<b>1</b>



PORTSMOUTH

CDBG Beneficiaries by Income Category

Income Levels	Owner Occupied	Renter Occupied	Persons
Housing			
Extremely Low (<=30%)	3	0	0
Low (>30% and <=50%)	0	0	0
Mod (>50% and <=80%)	0	20	0
Total Low-Mod	3	20	0
Non Low-Mod (>80%)	0	0	0
Total Beneficiaries	3	20	0
Non Housing			
Extremely Low (<=30%)	0	0	1,173
Low (>30% and <=50%)	0	0	552
Mod (>50% and <=80%)	0	0	170
Total Low-Mod	0	0	1,895
Non Low-Mod (>80%)	0	0	190
Total Beneficiaries	0	0	2,085

U.S. Department of Housing and Urban Development  
 Office of Community Planning and Development  
 Integrated Disbursement and Information System  
 CDBG Housing Activities  
 PORTSMOUTH, NH

PGM PROJ IDIS  
 YEAR ID ACT ID ACTIVITY NAME  
 2015 2398 1915 HOUSING PROGRAM ADMIN

STATUS	MTX NTL CD OBJ	Total EST. AMT	% CDBG	DRAWN AMOUNT	CDBG	OCCUPIED TOTAL	UNITS L/M	% L/M	CUMULATIVE OCCUPIED OWNER	RENTER
OPEN	14H LMH	82,779.00	0.0	15,063.20	0	0	0	0.0	0	0
2015 TOTALS: BUDGETED/UNDERWAY										
COMPLETED		82,779.00	18.1	15,063.20	0	0	0	0.0	0	0
82,779.00 18.1 15,063.20 0 0 0 0.0 0 0										

PGM PROJ IDIS  
 YEAR ID ACT ID ACTIVITY NAME  
 2014 2051 1893 HOUSING PROGRAM ADMIN  
 2014 2051 1896 HR-14-2  
 2014 2051 1897 HR-14-1  
 2014 2051 1898 Cottage Senior Housing

STATUS	MTX NTL CD OBJ	Total EST. AMT	% CDBG	DRAWN AMOUNT	CDBG	OCCUPIED TOTAL	UNITS L/M	% L/M	CUMULATIVE OCCUPIED OWNER	RENTER
COM	14H LMC	51,390.97	0.0	51,390.97	0	0	0	0.0	0	0
COM	14A LMH	922.00	100.0	922.00	1	1	1	100.0	1	0
COM	14A LMH	2,693.00	100.0	2,693.00	1	1	1	100.0	1	0
COM	14C LMH	77,600.00	100.0	77,600.00	20	20	20	100.0	0	20
2014 TOTALS: BUDGETED/UNDERWAY										
COMPLETED		132,605.97	100.0	132,605.97	22	22	22	100.0	2	20
132,605.97 100.0 132,605.97 22 22 22 100.0 2 20										

PGM PROJ IDIS  
 YEAR ID ACT ID ACTIVITY NAME  
 2013 4522 1865 HOUSING PROGRAM ADMIN  
 2013 4522 1874 RAP-12-1  
 2013 4522 1875 HR-12-2  
 2013 4522 1876 RAP-12-2  
 2013 4522 1877 HR-12-4

STATUS	MTX NTL CD OBJ	Total EST. AMT	% CDBG	DRAWN AMOUNT	CDBG	OCCUPIED TOTAL	UNITS L/M	% L/M	CUMULATIVE OCCUPIED OWNER	RENTER
COM	14H LMC	38,699.58	0.0	38,699.58	0	0	0	0.0	0	0
COM	14A LMH	7,262.00	100.0	7,262.00	1	1	1	100.0	1	0
COM	14A LMH	18,833.85	100.0	18,833.85	1	1	1	100.0	1	0
COM	14A LMH	1,978.00	100.0	1,978.00	1	1	1	100.0	1	0
COM	14A LMH	11,862.00	100.0	11,862.00	1	1	1	100.0	1	0



Appendix E  
IDIS Report PR06  
Summary of Consolidated Plan Projects for Report Year

U.S. DEPARTMENT OF HOUSING AND  
 URBAN DEVELOPMENT  
 OFFICE OF COMMUNITY PLANNING AND  
 DEVELOPMENT

PR06 - Summary of Consolidated Plan  
 Projects for Report Year

DATE: 9/24/2015  
 TIME: 3:59:24 PM  
 PAGE: 1/3

IDIS

Plan IDIS Year Project	Project Title and Description	Program	Project Estimate	Committed Amount
2014 1	Public Services	CDBG	\$80,000.00	\$80,000.00
2	Housing Rehab	CDBG	\$156,976.00	\$132,605.97
3	Public Facilities	CDBG	\$259,381.00	\$0.00
4	General Administration	CDBG	\$103,862.00	\$102,233.61
	Salaries and overhead expenses for the administration of the CDBG Program. Includes \$3,000 funding for New Hampshire Legal Assistance fair housing activities subject to 20% administrative cap.			
5	Economic Development	CDBG	\$203,946.00	\$1,525.98
	Economic development activities in the City of Portsmouth.			

U.S. DEPARTMENT OF HOUSING AND  
 URBAN DEVELOPMENT  
 OFFICE OF COMMUNITY PLANNING AND  
 DEVELOPMENT  
 PR06 - Summary of Consolidated Plan  
 Projects for Report Year

DATE: 9/24/2015  
 TIME: 3:59:24 PM  
 PAGE: 2/3

IDIS

Plan IDIS Year Project	Project Title and Description	Program	Amount Drawn Thru Report Year	Amount Available to Draw
2014 1	Public Services	CDBG	\$80,000.00	\$0.00
2	Housing Rehab	CDBG	\$132,605.97	\$0.00
3	Public Facilities	CDBG	\$0.00	\$0.00
4	General Administration	CDBG	\$102,233.61	\$0.00
	Salaries and overhead expenses for the administration of the CDBG Program. Includes \$3,000 funding for New Hampshire Legal Assistance fair housing activities subject to 20% administrative cap.			
5	Economic Development	CDBG	\$1,525.98	\$0.00
	Economic development activities in the City of Portsmouth.			

U.S. DEPARTMENT OF HOUSING AND  
 URBAN DEVELOPMENT  
 OFFICE OF COMMUNITY PLANNING AND  
 DEVELOPMENT

DATE: 9/24/2015  
 TIME: 3:59:24 PM  
 PAGE: 3/3

PR06 - Summary of Consolidated Plan  
 Projects for Report Year

IDIS

Plan IDIS Year Project	Project Title and Description	Program	Amount Drawn in Report Year
2014 1	Public Services	CDBG	\$80,000.00
2	Housing Rehab	CDBG	\$132,605.97
3	Public Facilities	CDBG	\$0.00
4	General Administration	CDBG	\$102,233.61
	Salaries and overhead expenses for the administration of the CDBG Program. Includes \$3,000 funding for New Hampshire Legal Assistance fair housing activities subject to 20% administrative cap.		
5	Economic Development	CDBG	\$1,525.98
	Economic development activities in the City of Portsmouth.		

Appendix F  
IDIS Report PR03  
Activity Summary for Grantees



U.S. Department of Housing and Urban Development  
 Office of Community Planning and Development  
 Integrated Disbursement and Information System  
 CDBG Activity Summary Report (GPR) for Program Year 2014  
 PORTSMOUTH

Date: 23 Sep-2015  
 Time: 10:15  
 Page: 39

**PGM Year:** 2014  
**Project:** 0001 - Public Services  
**IDIS Activity:** 1881 - A SAFE PLACE

**Status:** Completed 9/10/2015 11:28:22 AM  
**Location:** Address Suppressed

**Objective:** Create suitable living environments  
**Outcome:** Availability/accessibility  
**Matrix Code:** Public Services (General) (05)

**Initial Funding Date:** 08/18/2014  
**National Objective:** LMC

**Description:** TO PROVIDE SHELTER AND SUPPORT TO VICTIMS OF DOMESTIC VIOLENCE AND THEIR FAMILIES.  
**Financing**

CDBG	Fund Type	Grant Year	Grant	Funded Amount		Drawn Thru Program Year	
				Pre-2015	2013	Drawn In Program Year	Drawn Thru Program Year
	EN				\$5,000.00	\$0.00	\$0.00
<b>Total</b>			B13MC330003		\$5,000.00	\$5,000.00	\$5,000.00

**Proposed Accomplishments**  
 People (General) : 115

**Actual Accomplishments**

Number assisted:

	Owner		Renter		Total		Person	
	Total	Hispanic	Total	Hispanic	Total	Hispanic	Total	Hispanic
White:	0	0	0	0	0	0	108	85
Black/African American:	0	0	0	0	0	0	1	1
Asian:	0	0	0	0	0	0	1	1
American Indian/Alaskan Native:	0	0	0	0	0	0	0	0
Native Hawaiian/Other Pacific Islander:	0	0	0	0	0	0	0	0
American Indian/Alaskan Native & White:	0	0	0	0	0	0	0	0
Asian White:	0	0	0	0	0	0	0	0
Black/African American & White:	0	0	0	0	0	0	0	0
American Indian/Alaskan Native & Black/African American:	0	0	0	0	0	0	3	3
Other multi-racial:	0	0	0	0	0	0	0	0
Asian/Pacific Islander:	0	0	0	0	0	0	0	0
Hispanic:	0	0	0	0	0	0	3	0
<b>Total:</b>	<b>0</b>	<b>0</b>	<b>0</b>	<b>0</b>	<b>0</b>	<b>0</b>	<b>116</b>	<b>90</b>

Female-headed Households:

PRO3 - PORTSMOUTH



U.S. Department of Housing and Urban Development  
 Office of Community Planning and Development  
 Integrated Disbursement and Information System  
 CDBG Activity Summary Report (GPR) for Program Year 2014  
 PORTSMOUTH

Date: 25-Sep-2015  
 Time: 10:15  
 Page: 40

*Income Category:*

	Owner	Renter	Total	Person
Extremely Low	0	0	0	52
Low Mod	0	0	0	31
Moderate	0	0	0	18
Non Low Moderate	0	0	0	15
Total	0	0	0	116
Percent Low/Mod				87.1%

**Annual Accomplishments**

Years	Accomplishment Narrative	# Benefiting
2014	4th quarter stats noted	



**POM Year:** 2014  
**Project:** 0001 - Public Services  
**IDIS Activity:** 1882 - AIDS RESPONSE

**Status:** Completed 9/23/2015 10:30:13 AM  
**Location:** 7 Junkins Ave Portsmouth, NH 03801-4500

**Objective:** Create suitable living environments  
**Outcome:** Availability/accessibility  
**Matrix Code:** Public Services (General) (05)

**National Objective:** LMC

**Initial Funding Date:** 08/18/2014  
**Description:**

TO PROVIDE CASE MANAGEMENT AND SUPPORT SERVICES TO INDIVIDUALS AND LIVING WITH HIV/AIDS AND THEIR FAMILIES.  
**Financing**

CDBG	Fund Type	Grant Year	Grant		Drawn In Program Year	Drawn Thru Program Year
			Pre-2015	2013		
	EN				\$0.00	\$0.00
<b>Total</b>			B13MC330003		\$13,000.00	\$13,000.00
<b>Proposed Accomplishments</b>					<b>\$13,000.00</b>	<b>\$13,000.00</b>

People (General) : 13

**Actual Accomplishments**

Number assisted:

	Owner		Renter		Total		Person	
	Total	Hispanic	Total	Hispanic	Total	Hispanic	Total	Hispanic
White:	0	0	0	0	0	0	11	0
Black/African American:	0	0	0	0	0	0	0	0
Asian:	0	0	0	0	0	0	0	0
American Indian/Alaskan Native:	0	0	0	0	0	0	0	0
Native Hawaiian/Other Pacific Islander:	0	0	0	0	0	0	0	0
American Indian/Alaskan Native & White:	0	0	0	0	0	0	0	0
Asian White:	0	0	0	0	0	0	0	0
Black/African American & White:	0	0	0	0	0	0	2	0
American Indian/Alaskan Native & Black/African American:	0	0	0	0	0	0	0	0
Other multi-racial:	0	0	0	0	0	0	0	0
Asian/Pacific Islander:	0	0	0	0	0	0	0	0
Hispanic:	0	0	0	0	0	0	0	0
<b>Total:</b>	<b>0</b>	<b>0</b>	<b>0</b>	<b>0</b>	<b>0</b>	<b>0</b>	<b>13</b>	<b>0</b>

Female-headed Households:

PR03 - PORTSMOUTH





U.S. Department of Housing and Urban Development  
 Office of Community Planning and Development  
 Integrated Disbursement and Information System  
 CDBG Activity Summary Report (GPR) for Program Year 2014  
 PORTSMOUTH

Date: 25-Sep-2015  
 Time: 10:15  
 Page: 42

Income Category:

	Owner	Renter	Total	Person
Extremely Low	0	0	0	8
Low Mod	0	0	0	3
Moderate	0	0	0	2
Non Low Moderate	0	0	0	0
Total	0	0	0	13
Percent Low/Mod				100.0%

Annual Accomplishments

Years	Accomplishment Narrative	# Benefiting
2014	4th quarter stats noted.	



U.S. Department of Housing and Urban Development  
 Office of Community Planning and Development  
 Integrated Disbursement and Information System  
 CDBG Activity Summary Report (GPR) for Program Year 2014  
 PORTSMOUTH

Date: 25-Sep-2015  
 Time: 10:15  
 Page: 43

**PGM Year:** 2014  
**Project:** 0001 - Public Services  
**IDIS Activity:** 1883 - AREA HOMECARE AND FAMILY SERVICES  
**Status:** Completed 9/10/2015 12:00:00 AM  
**Location:** 1320 Woodbury Ave Portsmouth, NH 03801-3222  
**Objective:** Create suitable living environments  
**Outcome:** Availability/accessibility  
**Matrix Code:** Public Services (General) (05)  
**Initial Funding Date:** 08/18/2014  
**Description:** National Objective: LMC

TO PROVIDE HOMEMAKING SERVICES TO THE ELDERLY AND INDIVIDUALS WITH DISABILITIES.  
 Financing

CDBG	Fund Type	Grant Year		Grant	Funded Amount		Drawn In Program Year		Drawn Thru Program Year					
		Pre-2015	2013		2013	B13MC330003	2013	\$9,000.00	2013	\$9,000.00	2013	\$9,000.00		
<b>Total</b>						<b>\$9,000.00</b>		<b>\$9,000.00</b>		<b>\$9,000.00</b>		<b>\$9,000.00</b>		<b>\$9,000.00</b>

**Proposed Accomplishments**  
 People (General) : 150  
**Actual Accomplishments**  
 Number assisted:

	Owner		Renter		Total		Person	
	Total	Hispanic	Total	Hispanic	Total	Hispanic	Total	Hispanic
White:	0	0	0	0	0	0	140	0
Black/African American:	0	0	0	0	0	0	5	0
Asian:	0	0	0	0	0	0	1	0
American Indian/Alaskan Native:	0	0	0	0	0	0	0	0
Native Hawaiian/Other Pacific Islander:	0	0	0	0	0	0	2	0
American Indian/Alaskan Native & White:	0	0	0	0	0	0	0	0
Asian White:	0	0	0	0	0	0	0	0
Black/African American & White:	0	0	0	0	0	0	0	0
American Indian/Alaskan Native & Black/African American:	0	0	0	0	0	0	0	0
Other multi-racial:	0	0	0	0	0	0	2	0
Asian/Pacific Islander:	0	0	0	0	0	0	0	0
Hispanic:	0	0	0	0	0	0	0	0
<b>Total:</b>	<b>0</b>	<b>0</b>	<b>0</b>	<b>0</b>	<b>0</b>	<b>0</b>	<b>150</b>	<b>0</b>

Female-headed Households:  
 PR03 - PORTSMOUTH



U.S. Department of Housing and Urban Development  
 Office of Community Planning and Development  
 Integrated Disbursement and Information System  
 CDBG Activity Summary Report (GPR) for Program Year 2014  
 PORTSMOUTH

Date: 25-Sep-2015  
 Time: 10:15  
 Page: 44

*Income Category:*

	Owner	Renter	Total	Person
Extremely Low	0	0	0	147
Low Mod	0	0	0	3
Moderate	0	0	0	0
Non Low Moderate	0	0	0	0
Total	0	0	0	150
Percent Low/Mod				100.0%

**Annual Accomplishments**

Years	Accomplishment Narrative	# Benefiting
2014	4th quarter stats noted.	



U.S. Department of Housing and Urban Development  
 Office of Community Planning and Development  
 Integrated Disbursement and Information System  
 CDBG Activity Summary Report (GPR) for Program Year 2014  
 PORTSMOUTH

Date: 20 Sep-2015  
 Time: 10:15  
 Page: 45

**PGM Year:** 2014  
**Project:** 0001 - Public Services  
**IDIS Activity:** 1884 - CROSSROADS HOUSE

**Status:** Completed 9/10/2015 11:31:23 AM  
**Location:** 600 Lafayette Rd Portsmouth, NH 03801-5435

**Objective:** Create suitable living environments  
**Outcome:** Availability/accessibility  
**Matrix Code:** Operating Costs of Homeless/AIDS Patients Programs (03T)

**Initial Funding Date:** 08/18/2014  
**Description:** TO PROVIDE EMERGENCY AND TRANSITIONAL SHELTER TO HOMELESS INDIVIDUALS AND FAMILIES.  
**Financing:** National Objective: LMC

Fund Type	Grant Year	Grant	Funded Amount		Drawn In Program Year		Drawn Thru Program Year	
			Total	Hispanic	Total	Hispanic	Total	Hispanic
CDBG	EN		\$9,000.00	\$0.00	\$0.00	\$0.00	\$0.00	\$0.00
<b>Total</b>	<b>2013</b>	<b>B13MC330003</b>	<b>\$9,000.00</b>	<b>\$0.00</b>	<b>\$9,000.00</b>	<b>\$0.00</b>	<b>\$9,000.00</b>	<b>\$9,000.00</b>

**Proposed Accomplishments**  
 People (General) : 140

**Actual Accomplishments**

Number assisted:

	Owner		Renter		Total		Person	
	Total	Hispanic	Total	Hispanic	Total	Hispanic	Total	Hispanic
White:	0	0	0	0	0	0	189	3
Black/African American:	0	0	0	0	0	0	16	1
Asian:	0	0	0	0	0	0	1	0
American Indian/Alaskan Native:	0	0	0	0	0	0	2	0
Native Hawaiian/Other Pacific Islander:	0	0	0	0	0	0	0	0
American Indian/Alaskan Native & White:	0	0	0	0	0	0	0	0
Asian White:	0	0	0	0	0	0	0	0
Black/African American & White:	0	0	0	0	0	0	0	0
American Indian/Alaskan Native & Black/African American:	0	0	0	0	0	0	0	0
Other multi-racial:	0	0	0	0	0	0	0	0
Asian/Pacific Islander:	0	0	0	0	0	0	0	0
Hispanic:	0	0	0	0	0	0	0	0
<b>Total:</b>	<b>0</b>	<b>0</b>	<b>0</b>	<b>0</b>	<b>0</b>	<b>0</b>	<b>208</b>	<b>4</b>

Female-headed Households:

PR03 - PORTSMOUTH



U.S. Department of Housing and Urban Development  
 Office of Community Planning and Development  
 Integrated Disbursement and Information System  
 CDBG Activity Summary Report (GPR) for Program Year 2014  
 PORTSMOUTH

Date: 25-Sep-2015  
 Time: 10:15  
 Page: 46

Income Category:

	Owner	Renter	Total	Person
Extremely Low	0	0	0	208
Low Mod	0	0	0	0
Moderate	0	0	0	0
Non Low Moderate	0	0	0	0
Total	0	0	0	208
Percent Low/Mod				100.0%

Annual Accomplishments

Years	Accomplishment Narrative	# Benefitting
2014	4th quarter stats noted.	



U.S. Department of Housing and Urban Development  
 Office of Community Planning and Development  
 Integrated Disbursement and Information System  
 CDBG Activity Summary Report (GPR) for Program Year 2014  
 PORTSMOUTH

Date: 25-sep-2015  
 Time: 10:15  
 Page: 47

PGM Year: 2014  
 Project: 0001 - Public Services  
 IDIS Activity: 1885 - FAMILIES FIRST DENTAL CENTER

Status: Completed 9/10/2015 11:33:34 AM  
 Location: 100 Campus Dr Ste 12 Portsmouth, NH 03801-5892

Objective: Create suitable living environments  
 Outcome: Availability/accessibility  
 Matrix Code: Health Services (05M)

Initial Funding Date: 08/18/2014  
 Description: ACCESS TO COMPREHENSIVE DENTAL SERVICES, INCLUDING PREVENTATIVE AND RESTORATIVE CARE FOR THOSE EARNING LOW AND MODERATE INCOMES.

National Objective: LMC

CDBG	Fund Type	Grant Year		Grant	Funded Amount		Drawn In Program Year		Drawn Thru Program Year	
		Pre-2015	2013		2013	B13MC330003	2013	B13MC330003	2013	B13MC330003
	EN					\$9,000.00		\$0.00		\$0.00
<b>Total</b>	<b>Total</b>					<b>\$9,000.00</b>		<b>\$9,000.00</b>		<b>\$9,000.00</b>

Proposed Accomplishments

People (General) : 616

Actual Accomplishments

Number assisted:

	Owner		Renter		Total		Person	
	Total	Hispanic	Total	Hispanic	Total	Hispanic	Total	Hispanic
White:	0	0	0	0	0	0	524	6
Black/African American:	0	0	0	0	0	0	25	0
Asian:	0	0	0	0	0	0	47	1
American Indian/Alaskan Native:	0	0	0	0	0	0	3	0
Native Hawaiian/Other Pacific Islander:	0	0	0	0	0	0	3	0
American Indian/Alaskan Native & White:	0	0	0	0	0	0	0	0
Asian White:	0	0	0	0	0	0	0	0
Black/African American & White:	0	0	0	0	0	0	0	0
American Indian/Alaskan Native & Black/African American:	0	0	0	0	0	0	0	0
Other multi-racial:	0	0	0	0	0	0	14	0
Asian/Pacific Islander:	0	0	0	0	0	0	0	0
Hispanic:	0	0	0	0	0	0	0	0
<b>Total:</b>	<b>0</b>	<b>0</b>	<b>0</b>	<b>0</b>	<b>0</b>	<b>0</b>	<b>616</b>	<b>7</b>

Female-headed Households:

PR03 - PORTSMOUTH



U.S. Department of Housing and Urban Development  
 Office of Community Planning and Development  
 Integrated Disbursement and Information System  
 CDBG Activity Summary Report (GPR) for Program Year 2014  
 PORTSMOUTH

Date: 25-Sep-2015  
 Time: 10:15  
 Page: 48

*Income Category:*

	Owner	Renter	Total	Person
Extremely Low	0	0	0	520
Low Mod	0	0	0	80
Moderate	0	0	0	13
Non Low Moderate	0	0	0	3
Total	0	0	0	616
Percent Low/Mod				99.5%

**Annual Accomplishments**

Years	Accomplishment Narrative	# Benefiting
2014	4th quarter stats noted.	



U.S. Department of Housing and Urban Development  
 Office of Community Planning and Development  
 Integrated Disbursement and Information System  
 CDBG Activity Summary Report (GPR) for Program Year 2014  
 PORTSMOUTH

Date: 25-Sep-2015  
 Time: 10:15  
 Page: 49

**PGM Year:** 2014  
**Project:** 0004 - General Administration  
**IDIS Activity:** 1886 - NH Legal Assistance

**Status:** Completed 9/24/2015 4:29:46 PM  
**Location:**

**Objective:**  
**Outcome:**  
**Matrix Code:** Fair Housing Activities (subject to 20% Admin Cap) (21D)  
**National Objective:**

**Initial Funding Date:** 12/03/2014  
**Description:**

The NHLA legal services project will provide a variety of legal services to low-moderate income Portsmouth residents (subject to 20% admin cap).  
**Financing**

CDBG	Fund Type	Grant Year	Grant		Drawn In Program Year	Drawn Thru Program Year
			Pre-2015	2013		
	EN				\$459.41	\$0.00
<b>Total</b>	<b>Total</b>		B13MC330003		<b>\$459.41</b>	<b>\$459.41</b>
<b>Proposed Accomplishments</b>						
<b>Actual Accomplishments</b>						

**Number assisted:**

	Owner		Renter		Total	
	Total	Hispanic	Total	Hispanic	Total	Hispanic
White:	0	0	0	0	0	0
Black/African American:	0	0	0	0	0	0
Asian:	0	0	0	0	0	0
American Indian/Alaskan Native:	0	0	0	0	0	0
Native Hawaiian/Other Pacific Islander:	0	0	0	0	0	0
American Indian/Alaskan Native & White:	0	0	0	0	0	0
Asian White:	0	0	0	0	0	0
Black/African American & White:	0	0	0	0	0	0
American Indian/Alaskan Native & Black/African American:	0	0	0	0	0	0
Other multi-racial:	0	0	0	0	0	0
Asian/Pacific Islander:	0	0	0	0	0	0
Hispanic:	0	0	0	0	0	0
<b>Total:</b>	<b>0</b>	<b>0</b>	<b>0</b>	<b>0</b>	<b>0</b>	<b>0</b>

Female-headed Households:





U.S. Department of Housing and Urban Development  
 Office of Community Planning and Development  
 Integrated Disbursement and Information System  
 CDBG Activity Summary Report (GPR) for Program Year 2014  
 PORTSMOUTH

Date: 25-Sep-2015  
 Time: 10:15  
 Page: 50

*Income Category:*

	Owner	Renter	Total	Person
Extremely Low			0	
Low Mod			0	
Moderate			0	
Non Low Moderate			0	
Total	0	0	0	0
Percent Low/Mod				

**Annual Accomplishments**

No data returned for this view. This might be because the applied filter excludes all data.



U.S. Department of Housing and Urban Development  
 Office of Community Planning and Development  
 Integrated Disbursement and Information System  
 CDBG Activity Summary Report (GPR) for Program Year 2014  
 PORTSMOUTH

Date: 25 Sep-2015  
 Time: 10:15  
 Page: 51

**PGM Year:** 2014  
**Project:** 0001 - Public Services  
**IDIS Activity:** 1887 - New Heights: Adventures for Teens  
**Status:** Completed 9/23/2015 10:24:25 AM  
**Location:** 100 Campus Dr Ste 23 Portsmouth, NH 03801-5892  
**Objective:** Create suitable living environments  
**Outcome:** Availability/accessibility  
**Matrix Code:** Youth Services (05D)  
**Initial Funding Date:** 08/18/2014  
**National Objective:** LMC

**Description:**  
 New Heights: Adventures for Teens is a youth risk prevention and mentoring program for Portsmouth youth ages 11-18 years of old.  
**Financing**

CDBG	Fund Type	Grant Year		Grant	Funded Amount	Drawn In Program Year	Drawn Thru Program Year
		Pre-2015	2013				
	EN			B13MC330003	\$5,000.00	\$0.00	\$0.00
<b>Total</b>	<b>Total</b>				<b>\$5,000.00</b>	<b>\$5,000.00</b>	<b>\$5,000.00</b>

**Proposed Accomplishments**  
 People (General) : 170

**Actual Accomplishments**  
 Number assisted:

	Owner		Renter		Total		Person	
	Total	Hispanic	Total	Hispanic	Total	Hispanic	Total	Hispanic
White:	0	0	0	0	0	0	147	15
Black/African American:	0	0	0	0	0	0	4	0
Asian:	0	0	0	0	0	0	7	0
American Indian/Alaskan Native:	0	0	0	0	0	0	1	0
Native Hawaiian/Other Pacific Islander:	0	0	0	0	0	0	3	0
American Indian/Alaskan Native & White:	0	0	0	0	0	0	0	0
Asian White:	0	0	0	0	0	0	0	0
Black/African American & White:	0	0	0	0	0	0	0	0
American Indian/Alaskan Native & Black/African American:	0	0	0	0	0	0	3	0
Other multi-racial:	0	0	0	0	0	0	0	0
Asian/Pacific Islander:	0	0	0	0	0	0	5	2
Hispanic:	0	0	0	0	0	0	0	0
<b>Total:</b>	<b>0</b>	<b>0</b>	<b>0</b>	<b>0</b>	<b>0</b>	<b>0</b>	<b>170</b>	<b>17</b>

Female-headed Households:  
 PR03 - PORTSMOUTH



U.S. Department of Housing and Urban Development  
 Office of Community Planning and Development  
 Integrated Disbursement and Information System  
 CDBG Activity Summary Report (GPR) for Program Year 2014  
 PORTSMOUTH

Date: 25-Sep-2015  
 Time: 10:15  
 Page: 52

Income Category:

	Owner	Renter	Total	Person
Extremely Low	0	0	0	53
Low Mod	0	0	0	45
Moderate	0	0	0	72
Non Low Moderate	0	0	0	0
Total	0	0	0	170
Percent Low/Mod				100.0%

Annual Accomplishments

Years	Accomplishment Narrative	# Benefitting
2014	4th quarter stats noted.	



U.S. Department of Housing and Urban Development  
 Office of Community Planning and Development  
 Integrated Disbursement and Information System  
 CDBG Activity Summary Report (GPR) for Program Year 2014  
 PORTSMOUTH

Date: 20-Sep-2015  
 Time: 10:15  
 Page: 53

**PGM Year:** 2014  
**Project:** 0001 - Public Services  
**IDIS Activity:** 1888 - Portsmouth Housing Authority-Risk & Prevention Youth Program

Status: Completed 9/10/2015 11:39:25 AM  
 Location: 245 Middle St Portsmouth, NH 03801-5128

**Objective:** Create suitable living environments  
**Outcome:** Availability/accessibility  
**Matrix Code:** Youth Services (05D)

**Initial Funding Date:** 08/18/2014  
**Description:** National Objective: LMC

Support of the Portsmouth Housing Authority's Making Community & Classroom Connections Program aimed at providing a variety of services to PHA youth and families including educational, social and recreational opportunities.

Fund Type	Grant Year	Grant	Funded Amount	Drawn In Program Year	Drawn Thru Program Year
CDBG	Pre-2015		\$5,000.00	\$0.00	\$0.00
<b>Total</b>	2013	B13MC330003	\$5,000.00	\$5,000.00	\$5,000.00

**Proposed Accomplishments**  
 People (General) : 120

**Actual Accomplishments**  
 Number assisted:

	Owner		Renter		Total		Person	
	Total	Hispanic	Total	Hispanic	Total	Hispanic	Total	Hispanic
White:	0	0	0	0	0	0	105	13
Black/African American:	0	0	0	0	0	0	0	0
Asian:	0	0	0	0	0	0	0	0
American Indian/Alaskan Native:	0	0	0	0	0	0	0	0
Native Hawaiian/Other Pacific Islander:	0	0	0	0	0	0	0	0
American Indian/Alaskan Native & White:	0	0	0	0	0	0	0	0
Asian White:	0	0	0	0	0	0	0	0
Black/African American & White:	0	0	0	0	0	0	0	0
American Indian/Alaskan Native & Black/African American:	0	0	0	0	0	0	2	0
Other multi-racial:	0	0	0	0	0	0	6	4
Asian/Pacific Islander:	0	0	0	0	0	0	0	0
Hispanic:	0	0	0	0	0	0	7	2
<b>Total:</b>	<b>0</b>	<b>0</b>	<b>0</b>	<b>0</b>	<b>0</b>	<b>0</b>	<b>120</b>	<b>19</b>



U.S. Department of Housing and Urban Development  
 Office of Community Planning and Development  
 Integrated Disbursement and Information System  
 CDBG Activity Summary Report (GPR) for Program Year 2014  
 PORTSMOUTH

Date: 25-Sep-2015  
 Time: 10:15  
 Page: 54

Female-headed Households: 0 0 0 0

Income Category:

	Owner	Renter	Total	Person
Extremely Low	0	0	0	45
Low Mod	0	0	0	27
Moderate	0	0	0	48
Non Low Moderate	0	0	0	0
Total	0	0	0	120
Percent Low/Mod				100.0%

**Annual Accomplishments**

Years	Accomplishment Narrative	# Benefitting
2014	4th quarter stats noted.	



U.S. Department of Housing and Urban Development  
 Office of Community Planning and Development  
 Integrated Disbursement and Information System  
 CDBG Activity Summary Report (GPR) for Program Year 2014  
 PORTSMOUTH

Date: 25 Sep-2015  
 Time: 10:15  
 Page: 55

**PGM Year:** 2014  
**Project:** 0001 - Public Services  
**IDIS Activity:** 1889 - Rockingham Community Action Program  
**Status:** Completed 9/23/2015 10:25:56 AM  
**Location:** 4 Cutts St Portsmouth, NH 03801-3532  
**Objective:** Create suitable living environments  
**Outcome:** Availability/accessibility  
**Matrix Code:** Public Services (General) (05)  
**Initial Funding Date:** 08/18/2014  
**Description:** National Objective: LMC

Funds for homelessness prevention which will include temporary emergency rent assistance.  
**Financing**

CDBG	Fund Type	Grant Year	Funded Amount		Drawn Thru Program Year	
			Pre-2015	2013	Drawn In Program Year	Drawn Thru Program Year
	EN	2013		\$5,000.00	\$0.00	\$0.00
<b>Total</b>			B13MC330003	\$5,000.00	\$5,000.00	\$5,000.00

**Proposed Accomplishments**  
 People (General) : 22

**Actual Accomplishments**  
 Number assisted:

	Owner		Renter		Total		Person	
	Total	Hispanic	Total	Hispanic	Total	Hispanic	Total	Hispanic
White:	0	0	0	0	0	0	21	4
Black/African American:	0	0	0	0	0	0	1	0
Asian:	0	0	0	0	0	0	0	0
American Indian/Alaskan Native:	0	0	0	0	0	0	0	0
Native Hawaiian/Other Pacific Islander:	0	0	0	0	0	0	0	0
American Indian/Alaskan Native & White:	0	0	0	0	0	0	0	0
Asian White:	0	0	0	0	0	0	0	0
Black/African American & White:	0	0	0	0	0	0	0	0
American Indian/Alaskan Native & Black/African American:	0	0	0	0	0	0	0	0
Other multi-racial:	0	0	0	0	0	0	0	0
Asian/Pacific Islander:	0	0	0	0	0	0	0	0
Hispanic:	0	0	0	0	0	0	0	0
<b>Total:</b>	<b>0</b>	<b>0</b>	<b>0</b>	<b>0</b>	<b>0</b>	<b>0</b>	<b>22</b>	<b>4</b>

Female-headed Households:

PR03 - PORTSMOUTH



U.S. Department of Housing and Urban Development  
 Office of Community Planning and Development  
 Integrated Disbursement and Information System  
 CDBG Activity Summary Report (GPR) for Program Year 2014  
 PORTSMOUTH

Date: 25-Sep-2015  
 Time: 10:15  
 Page: 56

Income Category:

	Owner	Renter	Total	Person
Extremely Low	0	0	0	17
Low Mod	0	0	0	5
Moderate	0	0	0	0
Non Low Moderate	0	0	0	0
Total	0	0	0	22
Percent Low/Mod				100.0%

Annual Accomplishments

Years	Accomplishment Narrative	# Benefitting
2014	4th quarter stats noted.	



U.S. Department of Housing and Urban Development  
 Office of Community Planning and Development  
 Integrated Disbursement and Information System  
 CDBG Activity Summary Report (GPR) for Program Year 2014  
 PORTSMOUTH

Date: 25-Sep-2015  
 Time: 10:15  
 Page: 57

**PGM Year:** 2014  
**Project:** 0001 - Public Services  
**IDIS Activity:** 1890 - Seacoast Community School

**Status:** Completed 9/10/2015 12:00:00 AM  
**Location:** 100 Campus Dr Ste 20 Portsmouth, NH 03801-5892

**Objective:** Create suitable living environments  
**Outcome:** Availability/accessibility  
**Matrix Code:** Child Care Services (05L)

**Initial Funding Date:** 08/18/2014

**National Objective:** LMC

**Description:** Support for Seacoast Community School on-site day care for low-moderate income families.  
**Financing**

CDBG	Fund Type	Grant Year	Grant		Drawn In Program Year	Drawn Thru Program Year
			Pre-2015	2013		
	EN				\$9,000.00	\$0.00
<b>Total</b>				B13MC330003	\$9,000.00	\$9,000.00

**Proposed Accomplishments**

People (General) : 6

**Actual Accomplishments**

Number assisted:

	Owner		Renter		Total		Person	
	Total	Hispanic	Total	Hispanic	Total	Hispanic	Total	Hispanic
White:	0	0	0	0	0	0	3	0
Black/African American:	0	0	0	0	0	0	1	0
Asian:	0	0	0	0	0	0	0	0
American Indian/Alaskan Native:	0	0	0	0	0	0	0	0
Native Hawaiian/Other Pacific Islander:	0	0	0	0	0	0	0	0
American Indian/Alaskan Native & White:	0	0	0	0	0	0	0	0
Asian White:	0	0	0	0	0	0	0	0
Black/African American & White:	0	0	0	0	0	0	0	0
American Indian/Alaskan Native & Black/African American:	0	0	0	0	0	0	2	0
Other multi-racial:	0	0	0	0	0	0	0	0
Asian/Pacific Islander:	0	0	0	0	0	0	0	0
Hispanic:	0	0	0	0	0	0	0	0
<b>Total:</b>	0	0	0	0	0	0	6	0

Female-headed Households:

PR03 - PORTSMOUTH





U.S. Department of Housing and Urban Development  
 Office of Community Planning and Development  
 Integrated Disbursement and Information System  
 CDBG Activity Summary Report (GPR) for Program Year 2014  
 PORTSMOUTH

Date: 25-Sep-2015  
 Time: 10:15  
 Page: 58

*Income Category:*

	Owner	Renter	Total	Person
Extremely Low	0	0	0	2
Low Mod	0	0	0	2
Moderate	0	0	0	2
Non Low Moderate	0	0	0	0
Total	0	0	0	6
Percent Low/Mod				100.0%

**Annual Accomplishments**

Years	Accomplishment Narrative	# Benefiting
2014	4th quarter stats noted.	



U.S. Department of Housing and Urban Development  
 Office of Community Planning and Development  
 Integrated Disbursement and Information System  
 CDBG Activity Summary Report (GPR) for Program Year 2014  
 PORTSMOUTH

Date: 25-09-2015  
 Time: 10:15  
 Page: 59

**PGM Year:** 2014  
**Project:** 0001 - Public Services  
**IDIS Activity:** 1891 - Seacoast Mental Health Center-Psychiatry Program  
**Status:** Completed 9/10/2015 11:43:17 AM  
**Location:** 1145 Sagamore Ave Portsmouth, NH 03801-5503  
**Objective:** Create suitable living environments  
**Outcome:** Availability/accessibility  
**Matrix Code:** Mental Health Services (05O)  
**Initial Funding Date:** 08/18/2014  
**Description:** The Psychiatry Program at Seacoast Mental Health Center assists clients in managing mental illness so they may function independently and/or stabilize their lives.  
**Financing:** National Objective: LMC

Fund Type	Grant Year		Grant	Funded Amount		Drawn In Program Year		Drawn Thru Program Year	
	Pre-2015	2013		2013	B13MC330003	Total	Hispanic	Total	Hispanic
CDBG	EN				\$6,000.00	\$0.00	\$0.00	\$0.00	\$0.00
<b>Total</b>					<b>\$6,000.00</b>	<b>\$6,000.00</b>	<b>\$6,000.00</b>	<b>\$6,000.00</b>	<b>\$6,000.00</b>

**Proposed Accomplishments**  
 People (General) : 540

**Actual Accomplishments**

Number assisted:

	Owner		Renter		Total		Person	
	Total	Hispanic	Total	Hispanic	Total	Hispanic	Total	Hispanic
White:	0	0	0	0	0	0	561	8
Black/African American:	0	0	0	0	0	0	21	1
Asian:	0	0	0	0	0	0	5	0
American Indian/Alaskan Native:	0	0	0	0	0	0	3	0
Native Hawaiian/Other Pacific Islander:	0	0	0	0	0	0	0	0
American Indian/Alaskan Native & White:	0	0	0	0	0	0	0	0
Asian White:	0	0	0	0	0	0	6	1
Black/African American & White:	0	0	0	0	0	0	4	0
American Indian/Alaskan Native & Black/African American:	0	0	0	0	0	0	3	0
Other multi-racial:	0	0	0	0	0	0	0	0
Asian/Pacific Islander:	0	0	0	0	0	0	1	1
Hispanic:	0	0	0	0	0	0	0	0
<b>Total:</b>	<b>0</b>	<b>0</b>	<b>0</b>	<b>0</b>	<b>0</b>	<b>0</b>	<b>604</b>	<b>11</b>

Female-headed Households:

PR03 - PORTSMOUTH



U.S. Department of Housing and Urban Development  
 Office of Community Planning and Development  
 Integrated Disbursement and Information System  
 CDBG Activity Summary Report (GPR) for Program Year 2014  
 PORTSMOUTH

Date: 25-Sep-2015  
 Time: 10:15  
 Page: 60

*Income Category:*

	Owner	Renter	Total	Person
Extremely Low	0	0	0	103
Low Mod	0	0	0	332
Moderate	0	0	0	2
Non Low Moderate	0	0	0	167
Total	0	0	0	604
Percent Low/Mod				72.4%

**Annual Accomplishments**

Years	Accomplishment Narrative	# Benefiting
2014	4th quarter stats noted.	



U.S. Department of Housing and Urban Development  
 Office of Community Planning and Development  
 Integrated Disbursement and Information System  
 CDBG Activity Summary Report (GPR) for Program Year 2014  
 PORTSMOUTH

Date: 25--p-2015  
 Time: 10:15  
 Page: 61

**PGM Year:** 2014  
**Project:** 0001 - Public Services  
**IDIS Activity:** 1892 - Sexual Assault Support Services  
 Status: Completed 9/10/2015 12:00:00 AM  
 Location: 7 Junkins Ave Portsmouth, NH 03801-4500  
**Initial Funding Date:** 08/18/2014  
**Description:**  
 To promote safety within the community and to assist victims of crime.  
 Financing  
 Objective: Create suitable living environments  
 Outcome: Availability/accessibility  
 Matrix Code: Public Services (General) (05)  
 National Objective: LMC

CDBG	Fund Type	Grant Year	Grant	Funded Amount		Drawn In Program Year		Drawn Thru Program Year						
				Pre-2015	2013	Total	Hispanic	Total	Hispanic	Total	Hispanic			
	EN					\$5,000.00		\$0.00		\$0.00				
<b>Total</b>			B13MC330003			\$5,000.00		\$5,000.00		\$5,000.00				\$5,000.00

**Proposed Accomplishments**  
 People (General) : 60

**Actual Accomplishments**  
 Number assisted:

	Owner		Renter		Total		Person	
	Total	Hispanic	Total	Hispanic	Total	Hispanic	Total	Hispanic
White:	0	0	0	0	0	0	57	0
Black/African American:	0	0	0	0	0	0	0	0
Asian:	0	0	0	0	0	0	2	2
American Indian/Alaskan Native:	0	0	0	0	0	0	0	0
Native Hawaiian/Other Pacific Islander:	0	0	0	0	0	0	0	0
American Indian/Alaskan Native & White:	0	0	0	0	0	0	0	0
Asian White:	0	0	0	0	0	0	0	0
Black/African American & White:	0	0	0	0	0	0	0	0
American Indian/Alaskan Native & Black/African American:	0	0	0	0	0	0	0	0
Other multi-racial:	0	0	0	0	0	0	1	1
Asian/Pacific Islander:	0	0	0	0	0	0	0	0
Hispanic:	0	0	0	0	0	0	0	0
<b>Total:</b>	<b>0</b>	<b>0</b>	<b>0</b>	<b>0</b>	<b>0</b>	<b>0</b>	<b>60</b>	<b>3</b>

Female-headed Households:  
 PR03 - PORTSMOUTH



U.S. Department of Housing and Urban Development  
 Office of Community Planning and Development  
 Integrated Disbursement and Information System  
 CDBG Activity Summary Report (GPR) for Program Year 2014  
 PORTSMOUTH

Date: 25-Sep-2015  
 Time: 10:15  
 Page: 62

Income Category:	Owner	Renter	Total	Person
Extremely Low	0	0	0	18
Low Mod	0	0	0	24
Moderate	0	0	0	13
Non Low Moderate	0	0	0	5
Total	0	0	0	60
Percent Low/Mod				91.7%

**Annual Accomplishments**

Years	Accomplishment Narrative	# Benefitting
2014	3rd quarter stats noted.	



**PGM Year:** 2014  
**Project:** 0002 - Housing Rehab  
**IDIS Activity:** 1893 - HOUSING PROGRAM ADMIN  
**Status:** Completed 9/10/2015 11:51:59 AM  
**Location:** 1 Junkins Ave Portsmouth, NH 03801-4561  
**Objective:** Create suitable living environments  
**Outcome:** Availability/accessibility  
**Matrix Code:** Rehabilitation Administration (14H)  
**Initial Funding Date:** 08/18/2014  
**Description:** National Objective: LMC

**TO FUND STAFF ADMINISTRATIVE COSTS FOR THE HOUSING REHAB PROGRAM, RESIDENTIAL ACCESSIBILITY PROGRAM AND THE HOMETOWN PROGRAM.**

CDBG	Fund Type	Grant Year		Grant	Funded Amount		Drawn In Program Year		Drawn Thru Program Year							
		Pre-2015	2013		2013	B13MC330003	2013	\$51,390.97	2013	\$0.00	2013	\$51,390.97				
<b>Total</b>						<b>\$51,390.97</b>				<b>\$51,390.97</b>				<b>\$0.00</b>		<b>\$51,390.97</b>
<b>Proposed Accomplishments</b>																
<b>Actual Accomplishments</b>																

**Number assisted:**

	Owner		Renter		Total		Person	
	Total	Hispanic	Total	Hispanic	Total	Hispanic	Total	Hispanic
White:	0	0	0	0	0	0	0	0
Black/African American:	0	0	0	0	0	0	0	0
Asian:	0	0	0	0	0	0	0	0
American Indian/Alaskan Native:	0	0	0	0	0	0	0	0
Native Hawaiian/Other Pacific Islander:	0	0	0	0	0	0	0	0
American Indian/Alaskan Native & White:	0	0	0	0	0	0	0	0
Asian White:	0	0	0	0	0	0	0	0
Black/African American & White:	0	0	0	0	0	0	0	0
American Indian/Alaskan Native & Black/African American:	0	0	0	0	0	0	0	0
Other multi-racial:	0	0	0	0	0	0	0	0
Asian/Pacific Islander:	0	0	0	0	0	0	0	0
Hispanic:	0	0	0	0	0	0	0	0
<b>Total:</b>	<b>0</b>	<b>0</b>	<b>0</b>	<b>0</b>	<b>0</b>	<b>0</b>	<b>0</b>	<b>0</b>
Female-headed Households:	0	0	0	0	0	0	0	0



U.S. Department of Housing and Urban Development  
 Office of Community Planning and Development  
 Integrated Disbursement and Information System  
 CDBG Activity Summary Report (GPR) for Program Year 2014  
 PORTSMOUTH

Date: 25-Sep-2015  
 Time: 10:15  
 Page: 64

*Income Category:*

	Owner	Renter	Total	Person
Extremely Low	0	0	0	0
Low Mod	0	0	0	0
Moderate	0	0	0	0
Non Low Moderate	0	0	0	0
Total	0	0	0	0
Percent Low/Mod				

**Annual Accomplishments**

No data returned for this view. This might be because the applied filter excludes all data.



U.S. Department of Housing and Urban Development  
 Office of Community Planning and Development  
 Integrated Disbursement and Information System  
 CDBG Activity Summary Report (GPR) for Program Year 2014  
 PORTSMOUTH

Date: 25-Sep-2015  
 Time: 10:15  
 Page: 65

**PGM Year:** 2014  
**Project:** 0004 - General Administration  
**IDIS Activity:** 1894 - GENERAL ADMINISTRATION

**Status:** Completed 9/23/2015 10:29:09 AM  
**Location:**

**Objective:**  
**Outcome:**  
**Matrix Code:** General Program Administration (21A) **National Objective:**

**Initial Funding Date:** 08/18/2014

**Description:** SALARIES AND OVERHEAD EXPENSES FOR THE ADMINISTRATION OF THE CDBG PROGRAM. Includes \$2,540.59 funding for New Hampshire Legal Assistance fair housing activities subject to 20% administrative cap.  
**Financing**

Fund Type	Grant Year	Grant	Funded Amount	Drawn In Program Year		Drawn Thru Program Year	
				Total	Hispanic	Total	Hispanic
CDBG	Pre-2015			\$0.00		\$0.00	
	2012	B12MC330003	\$101,774.20	\$1,555.00		\$1,555.00	
	2013	B13MC330003		\$100,219.20		\$100,219.20	
<b>Total</b>			<b>\$101,774.20</b>		<b>\$101,774.20</b>		<b>\$101,774.20</b>

**Proposed Accomplishments**

**Actual Accomplishments**

*Number assisted:*

	Owner		Renter		Total	
	Total	Hispanic	Total	Hispanic	Total	Hispanic
White:	0	0	0	0	0	0
Black/African American:	0	0	0	0	0	0
Asian:	0	0	0	0	0	0
American Indian/Alaskan Native:	0	0	0	0	0	0
Native Hawaiian/Other Pacific Islander:	0	0	0	0	0	0
American Indian/Alaskan Native & White:	0	0	0	0	0	0
Asian White:	0	0	0	0	0	0
Black/African American & White:	0	0	0	0	0	0
American Indian/Alaskan Native & Black/African American:	0	0	0	0	0	0
Other multi-racial:	0	0	0	0	0	0
Asian/Pacific Islander:	0	0	0	0	0	0
Hispanic:	0	0	0	0	0	0
<b>Total:</b>	<b>0</b>	<b>0</b>	<b>0</b>	<b>0</b>	<b>0</b>	<b>0</b>





U.S. Department of Housing and Urban Development  
 Office of Community Planning and Development  
 Integrated Disbursement and Information System  
 CDBG Activity Summary Report (GPR) for Program Year 2014  
 PORTSMOUTH

Date: 25-Sep-2015  
 Time: 10:15  
 Page: 66

Female-headed Households:

0

Income Category:

	Owner	Renter	Total	Person
Extremely Low			0	
Low Mod			0	
Moderate			0	
Non Low Moderate			0	
Total	0	0	0	0
Percent Low/Mod				

Annual Accomplishments

No data returned for this view. This might be because the applied filter excludes all data.



U.S. Department of Housing and Urban Development  
 Office of Community Planning and Development  
 Integrated Disbursement and Information System  
 CDBG Activity Summary Report (GPR) for Program Year 2014  
 PORTSMOUTH

Date: 25-Sep-2015  
 Time: 10:15  
 Page: 67

**PGM Year:** 2014  
**Project:** 0005 - Economic Development  
**IDIS Activity:** 1895 - ECONOMIC DEVELOPMENT PROGRAM ADMIN

**Status:** Completed 9/23/2015 11:59:50 AM  
**Location:**  
**Objective:**  
**Outcome:**  
**Matrix Code:** General Program Administration (21A) **National Objective:**

**Initial Funding Date:** 10/08/2014  
**Description:**

ADMINISTRATION OF THE PEDLP AND PNPLP PROGRAM IS INCLUDED.  
 STAFF ADMINISTER THE PROGRAMS. PERFORM CREDIT ANALYSIS PRESENT LOANS TO THE PERTINENT BOARDS & PERFORM ONGOING  
 SERVICING, including CDBG AUDIT

**Financing**

CDBG	Fund Type	Grant Year	Grant	Funded Amount	Drawn In Program Year		Drawn Thru Program Year	
					Pre-2015	2014	Total	Hispanic
	PI			\$1,525.98		\$0.00		\$0.00
<b>Total</b>			B14MC330003			\$1,094.10		\$1,094.10
<b>Proposed Accomplishments</b>				\$1,525.98		\$1,094.10		\$1,094.10
<b>Actual Accomplishments</b>								

**Number assisted:**

	Owner		Renter		Total		Person	
	Total	Hispanic	Total	Hispanic	Total	Hispanic	Total	Hispanic
White:	0	0	0	0	0	0	0	0
Black/African American:	0	0	0	0	0	0	0	0
Asian:	0	0	0	0	0	0	0	0
American Indian/Alaskan Native:	0	0	0	0	0	0	0	0
Native Hawaiian/Other Pacific Islander:	0	0	0	0	0	0	0	0
American Indian/Alaskan Native & White:	0	0	0	0	0	0	0	0
Asian White:	0	0	0	0	0	0	0	0
Black/African American & White:	0	0	0	0	0	0	0	0
American Indian/Alaskan Native & Black/African American:	0	0	0	0	0	0	0	0
Other multi-racial:	0	0	0	0	0	0	0	0
Asian/Pacific Islander:	0	0	0	0	0	0	0	0
Hispanic:	0	0	0	0	0	0	0	0
<b>Total:</b>	<b>0</b>	<b>0</b>	<b>0</b>	<b>0</b>	<b>0</b>	<b>0</b>	<b>0</b>	<b>0</b>



U.S. Department of Housing and Urban Development  
 Office of Community Planning and Development  
 Integrated Disbursement and Information System  
 CDBG Activity Summary Report (GPR) for Program Year 2014  
 PORTSMOUTH

Date: 25-Sep-2015  
 Time: 10:15  
 Page: 68

Female-headed Households:

0

Income Category:

	Owner	Renter	Total	Person
Extremely Low			0	
Low Mod			0	
Moderate			0	
Non Low Moderate			0	
Total	0	0	0	0
Percent Low/Mod				

Annual Accomplishments

No data returned for this view. This might be because the applied filter excludes all data.



U.S. Department of Housing and Urban Development  
 Office of Community Planning and Development  
 Integrated Disbursement and Information System  
 CDBG Activity Summary Report (GPR) for Program Year 2014  
 PORTSMOUTH

Date: 25-Sep-2015  
 Time: 10:15  
 Page: 69

**PGM Year:** 2014  
**Project:** 0002 - Housing Rehab  
**IDIS Activity:** 1896 - HR-14-2

**Status:** Completed 6/30/2015 12:00:00 AM  
**Location:** 178 Codfish Corner Rd Portsmouth, NH 03801-2007

**Objective:** Create suitable living environments  
**Outcome:** Availability/accessibility  
**Matrix Code:** Rehab; Single-Unit Residential (14A)

**Initial Funding Date:** 10/08/2014  
**Description:**  
 APPLICATIONS TO THIS PROGRAM ARE ACCEPTED ON A ROLLING BASIS.  
 LOW & MOD INCOME PROPERTY OWNERS OF SINGLE & MULTIUNIT DWELLINGS ARE ELIGIBLE FOR \$24,000 AS LOW INTEREST LOANS.  
**Financing**  
 National Objective: LMH

CDBG	Fund Type	Grant Year	Grant	Funded Amount		Drawn In Program Year		Drawn Thru Program Year	
				Total	2014	Total	2014	Total	2014
	PI	Pre-2015		\$922.00		\$0.00		\$0.00	
		2014	B14MCC30003	\$922.00		\$922.00		\$922.00	
<b>Total</b>				\$922.00		\$922.00		\$922.00	\$922.00

**Proposed Accomplishments**  
 Housing Units : 1

**Actual Accomplishments**

Number assisted:

	Owner		Renter		Total		Person	
	Total	Hispanic	Total	Hispanic	Total	Hispanic	Total	Hispanic
White:	0	0	0	0	0	0	0	0
Black/African American:	1	0	0	0	1	0	0	0
Asian:	0	0	0	0	0	0	0	0
American Indian/Alaskan Native:	0	0	0	0	0	0	0	0
Native Hawaiian/Other Pacific Islander:	0	0	0	0	0	0	0	0
American Indian/Alaskan Native & White:	0	0	0	0	0	0	0	0
Asian White:	0	0	0	0	0	0	0	0
Black/African American & White:	0	0	0	0	0	0	0	0
American Indian/Alaskan Native & Black/African American:	0	0	0	0	0	0	0	0
Other multi-racial:	0	0	0	0	0	0	0	0
Asian/Pacific Islander:	0	0	0	0	0	0	0	0
Hispanic:	0	0	0	0	0	0	0	0
<b>Total:</b>	<b>1</b>	<b>0</b>	<b>0</b>	<b>0</b>	<b>1</b>	<b>0</b>	<b>0</b>	<b>0</b>



U.S. Department of Housing and Urban Development  
 Office of Community Planning and Development  
 Integrated Disbursement and Information System  
 CDBG Activity Summary Report (GPR) for Program Year 2014  
 PORTSMOUTH

Date: 25-Sep-2015  
 Time: 10:15  
 Page: 70

Female-headed Households:

Income Category:	Owner	Renter	Total	Person
Extremely Low	1	0	1	0
Low Mod	0	0	0	0
Moderate	0	0	0	0
Non Low Moderate	0	0	0	0
Total	1	0	1	0
Percent Low/Mod	100.0%		100.0%	

Annual Accomplishments

Years	Accomplishment Narrative	# Benefiting
2014	Rehab is complete	



U.S. Department of Housing and Urban Development  
 Office of Community Planning and Development  
 Integrated Disbursement and Information System  
 CDBG Activity Summary Report (GPR) for Program Year 2014  
 PORTSMOUTH

Date: 25-Sep-2015  
 Time: 10:15  
 Page: 71

**PGM Year:** 2014  
**Project:** 0002 - Housing Rehab  
**IDIS Activity:** 1897 - HR-14-1

**Status:** Completed 9/10/2015 11:55:03 AM  
**Location:** Address Suppressed

**Objective:** Create suitable living environments  
**Outcome:** Availability/accessibility  
**Matrix Code:** Rehab; Single-Unit Residential (14A)  
**Initial Funding Date:** 01/14/2015  
**Description:** National Objective: LMH

APPLICATIONS TO THIS PROGRAM ARE ACCEPTED ON A ROLLING BASIS.  
 LOW & MOD INCOME PROPERTY OWNERS OF SINGLE & MULTIUNIT DWELLINGS ARE ELIGIBLE FOR \$24,000 AS LOW INTEREST LOANS.

CDBG	Fund Type	Grant Year	Grant		Drawn Thru Program Year
			Pre-2015	2014	
	PI	2014		B14MC330003	\$0.00
<b>Total</b>					<b>\$2,693.00</b>
<b>Proposed Accomplishments</b>					<b>\$2,693.00</b>
Housing Units : 1					<b>\$2,693.00</b>
<b>Actual Accomplishments</b>					<b>\$2,693.00</b>
Number assisted:					<b>\$2,693.00</b>

	Owner		Renter		Total		Person	
	Total	Hispanic	Total	Hispanic	Total	Hispanic	Total	Hispanic
White:	1	0	0	0	1	0	0	0
Black/African American:	0	0	0	0	0	0	0	0
Asian:	0	0	0	0	0	0	0	0
American Indian/Alaskan Native:	0	0	0	0	0	0	0	0
Native Hawaiian/Other Pacific Islander:	0	0	0	0	0	0	0	0
American Indian/Alaskan Native & White:	0	0	0	0	0	0	0	0
Asian White:	0	0	0	0	0	0	0	0
Black/African American & White:	0	0	0	0	0	0	0	0
American Indian/Alaskan Native & Black/African American:	0	0	0	0	0	0	0	0
Other multi-racial:	0	0	0	0	0	0	0	0
Asian/Pacific Islander:	0	0	0	0	0	0	0	0
Hispanic:	0	0	0	0	0	0	0	0
<b>Total:</b>	<b>1</b>	<b>0</b>	<b>0</b>	<b>0</b>	<b>1</b>	<b>0</b>	<b>0</b>	<b>0</b>



U.S. Department of Housing and Urban Development  
 Office of Community Planning and Development  
 Integrated Disbursement and Information System  
 CDBG Activity Summary Report (GPR) for Program Year 2014  
 PORTSMOUTH

Date: 25-Sep-2015  
 Time: 10:15  
 Page: 72

Female-headed Households: 0 0 0 0

Income Category:

	Owner	Renter	Total	Person
Extremely Low	1	0	1	0
Low Mod	0	0	0	0
Moderate	0	0	0	0
Non Low Moderate	0	0	0	0
Total	1	0	1	0
Percent Low/Mod	100.0%		100.0%	

Annual Accomplishments

Years	Accomplishment Narrative	# Benefiting
2014		



U.S. Department of Housing and Urban Development  
 Office of Community Planning and Development  
 Integrated Disbursement and Information System  
 CDBG Activity Summary Report (GPR) for Program Year 2014  
 PORTSMOUTH

Date: 25-Sep-2015  
 Time: 10:15  
 Page: 73

**PGM Year:** 2014  
**Project:** 0002 - Housing Rehab  
**IDIS Activity:** 1898 - Cottage Senior Housing

**Status:** Completed 9/24/2015 12:00:00 AM  
**Location:** 5 Junkins Ave Portsmouth, NH 03801-4556

**Objective:** Create suitable living environments  
**Outcome:** Availability/accessibility  
**Matrix Code:** Public Housing Modernization (14C)

**Initial Funding Date:** 01/14/2015  
**Description:**

**National Objective:** LMH

This housing rehabilitation project resulted in the window replacement of 20 units of senior housing in Portsmouth.  
**Financing**

CDBG	Fund Type	Grant Year	Funded Amount		Drawn Thru Program Year
			Pre-2015	2014	
	PI	2014		\$77,600.00	\$0.00
			B14MCC330003		
<b>Total</b>				<b>\$77,600.00</b>	<b>\$77,600.00</b>
<b>Proposed Accomplishments</b>					
Housing Units : 20					
<b>Actual Accomplishments</b>					
Number assisted:					

	Owner		Renter		Total	
	Total	Hispanic	Total	Hispanic	Total	Hispanic
White:	0	0	20	1	20	0
Black/African American:	0	0	0	0	0	0
Asian:	0	0	0	0	0	0
American Indian/Alaskan Native:	0	0	0	0	0	0
Native Hawaiian/Other Pacific Islander:	0	0	0	0	0	0
American Indian/Alaskan Native & White:	0	0	0	0	0	0
Asian White:	0	0	0	0	0	0
Black/African American & White:	0	0	0	0	0	0
American Indian/Alaskan Native & Black/African American:	0	0	0	0	0	0
Other multi-racial:	0	0	0	0	0	0
Asian/Pacific Islander:	0	0	0	0	0	0
Hispanic:	0	0	0	0	0	0
<b>Total:</b>	<b>0</b>	<b>0</b>	<b>20</b>	<b>1</b>	<b>20</b>	<b>0</b>
<b>Female-headed Households:</b>	<b>0</b>		<b>16</b>		<b>16</b>	<b>0</b>

PR03 - PORTSMOUTH





U.S. Department of Housing and Urban Development  
 Office of Community Planning and Development  
 Integrated Disbursement and Information System  
 CDBG Activity Summary Report (GPR) for Program Year 2014  
 PORTSMOUTH

Date: 25-Sep-2015  
 Time: 10:15  
 Page: 74

*Income Category:*

	Owner	Renter	Total	Person
Extremely Low	0	0	0	0
Low Mod	0	0	0	0
Moderate	0	20	20	0
Non Low Moderate	0	0	0	0
Total	0	20	20	0
Percent Low/Mod		100.0%	100.0%	

**Annual Accomplishments**

Years	Accomplishment Narrative	# Benefiting
2014	This housing rehabilitation project resulted in the window replacement of 20 units of senior housing in Portsmouth. The beneficiaries are elderly with a presumed low/mod benefit.	



U.S. Department of Housing and Urban Development  
 Office of Community Planning and Development  
 Integrated Disbursement and Information System  
 CDBG Activity Summary Report (GPR) for Program Year 2014  
 PORTSMOUTH

Date: 25-Sep-2015  
 Time: 10:15  
 Page: 75

**PGM Year:** 2012  
**Project:** 0004 - Public Facilities  
**IDIS Activity:** 1899 - Strawberry Banke Accessibility Improvements

**Status:** Open  
**Location:** 14 Hancock St Portsmouth, NH 03801-4669

**Objective:** Create suitable living environments  
**Outcome:** Availability/accessibility  
**Matrix Code:** Public Facilities and Improvement (General) (03)

**National Objective:** LMC

**Initial Funding Date:** 04/22/2015

**Description:** These funds will be used to fund the removal of architectural barriers for the Strawberry Banke Museum.  
**Financing**

CDBG	Fund Type	Grant Year		Grant	Funded Amount	Drawn In Program Year		Drawn Thru Program Year
		Pre-2015	2013			\$0.00	\$11,500.00	
	EN				\$25,000.00			\$0.00
<b>Total</b>				B13MC330003	<b>\$25,000.00</b>			<b>\$11,500.00</b>
<b>Proposed Accomplishments</b>								
Public Facilities : 1								

**Actual Accomplishments**

Number assisted:

	Owner		Renter		Total		Person	
	Total	Hispanic	Total	Hispanic	Total	Hispanic	Total	Hispanic
White:	0	0	0	0	0	0	0	0
Black/African American:	0	0	0	0	0	0	0	0
Asian:	0	0	0	0	0	0	0	0
American Indian/Alaskan Native:	0	0	0	0	0	0	0	0
Native Hawaiian/Other Pacific Islander:	0	0	0	0	0	0	0	0
American Indian/Alaskan Native & White:	0	0	0	0	0	0	0	0
Asian White:	0	0	0	0	0	0	0	0
Black/African American & White:	0	0	0	0	0	0	0	0
American Indian/Alaskan Native & Black/African American:	0	0	0	0	0	0	0	0
Other multi-racial:	0	0	0	0	0	0	0	0
Asian/Pacific Islander:	0	0	0	0	0	0	0	0
Hispanic:	0	0	0	0	0	0	0	0
<b>Total:</b>	<b>0</b>	<b>0</b>	<b>0</b>	<b>0</b>	<b>0</b>	<b>0</b>	<b>0</b>	<b>0</b>

Female-headed Households:

PR03 - PORTSMOUTH



U.S. Department of Housing and Urban Development  
 Office of Community Planning and Development  
 Integrated Disbursement and Information System  
 CDBG Activity Summary Report (GPR) for Program Year 2014  
 PORTSMOUTH

Date: 25-Sep-2015  
 Time: 10:15  
 Page: 76

*Income Category:*

	Owner	Renter	Total	Person
Extremely Low	0	0	0	0
Low Mod	0	0	0	0
Moderate	0	0	0	0
Non Low Moderate	0	0	0	0
Total	0	0	0	0
Percent Low/Mod				

**Annual Accomplishments**

No data returned for this view. This might be because the applied filter excludes all data.



U.S. Department of Housing and Urban Development  
 Office of Community Planning and Development  
 Integrated Disbursement and Information System  
 CDBG Activity Summary Report (GPR) for Program Year 2014  
 PORTSMOUTH

Date: 25-sep-2015  
 Time: 10:15  
 Page: 77

**PGM Year:** 2013  
**Project:** 0002 - Housing Rehab  
**IDIS Activity:** 1900 - HR-14-4

**Status:** Open  
**Location:** Address Suppressed

**Objective:** Create suitable living environments  
**Outcome:** Availability/accessibility  
**Matrix Code:** Rehab; Single-Unit Residential (14A)

**National Objective:** LMH

**Initial Funding Date:** 06/03/2015  
**Description:**

APPLICATIONS TO THIS PROGRAM ARE ACCEPTED ON A ROLLING BASIS.  
 LOW & MOD INCOME PROPERTY OWNERS OF SINGLE & MULTIFAMILY DWELLINGS ARE ELIGIBLE FOR \$24,000 AS LOW INTEREST LOANS.  
**Financing**

CDBG	Fund Type	Grant Year	Grant	Funded Amount		Drawn In Program Year		Drawn Thru Program Year	
				Total	Hispanic	Total	Hispanic	Total	Hispanic
	EN	Pre-2015		\$905.00		\$0.00		\$0.00	
		2013	B13MCC330003			\$905.00		\$905.00	
<b>Total</b>				<b>\$905.00</b>		<b>\$905.00</b>		<b>\$905.00</b>	<b>\$905.00</b>

**Proposed Accomplishments**  
 Housing Units : 1

**Actual Accomplishments**

Number assisted:

	Owner		Renter		Total		Person	
	Total	Hispanic	Total	Hispanic	Total	Hispanic	Total	Hispanic
White:	1	0	0	0	1	0	0	0
Black/African American:	0	0	0	0	0	0	0	0
Asian:	0	0	0	0	0	0	0	0
American Indian/Alaskan Native:	0	0	0	0	0	0	0	0
Native Hawaiian/Other Pacific Islander:	0	0	0	0	0	0	0	0
American Indian/Alaskan Native & White:	0	0	0	0	0	0	0	0
Asian White:	0	0	0	0	0	0	0	0
Black/African American & White:	0	0	0	0	0	0	0	0
American Indian/Alaskan Native & Black/African American:	0	0	0	0	0	0	0	0
Other multi-racial:	0	0	0	0	0	0	0	0
Asian/Pacific Islander:	0	0	0	0	0	0	0	0
Hispanic:	0	0	0	0	0	0	0	0
<b>Total:</b>	<b>1</b>	<b>0</b>	<b>0</b>	<b>0</b>	<b>1</b>	<b>0</b>	<b>0</b>	<b>0</b>



U.S. Department of Housing and Urban Development  
 Office of Community Planning and Development  
 Integrated Disbursement and Information System  
 CDBG Activity Summary Report (GPR) for Program Year 2014  
 PORTSMOUTH

Date: 25-Sep-2015  
 Time: 10:15  
 Page: 78

Female-headed Households:

Income Category:	Owner	Renter	Total	Person
Extremely Low	1	0	1	0
Low Mod	0	0	0	0
Moderate	0	0	0	0
Non Low Moderate	0	0	0	0
Total	1	0	1	0
Percent Low/Mod	100.0%		100.0%	

Annual Accomplishments

Years	Accomplishment Narrative	# Benefitting
2014	Housing Rehab is currently underway.	



U.S. Department of Housing and Urban Development  
Office of Community Planning and Development  
Integrated Disbursement and Information System  
CDBG Activity Summary Report (GPR) for Program Year 2014  
PORTSMOUTH

Date: 25-Sep-2015  
Time: 10:15  
Page: 79

---

Total Funded Amount:	\$4,737,120.92
Total Drawn Thru Program Year:	\$4,722,065.92
Total Drawn In Program Year:	\$417,826.48

Appendix G  
Summary of Public Service Expenditures

**Appendix G:  
Summary of Public Service Expenditures  
FY 14-15**

Public Service	Fund Date	Total Budgeted	Total Expended Previous Period	Total Expended This Period	Unliquidated Obligations
A Safe Place	7/13	\$5,000.00	\$3,750.00	\$1,250.00	\$0.00
AIDS Response Seacoast	7/13	\$9,000.00	\$6,750.00	\$2,250.00	\$0.00
Area Homecare Services	7/13	\$9,000.00	\$6,750.00	\$2,250.00	\$0.00
Community Child Care	7/13	\$9,000.00	\$5,001.87	\$3,998.13	\$0.00
Crossroads House	7/13	\$9,000.00	\$6,750.00	\$2,250.00	\$0.00
Families First Dental	7/13	\$9,000.00	\$6,750.00	\$2,250.00	\$0.00
New Heights Adventures for Teens	7/13	\$5,000.00	\$3,750.00	\$1,250.00	\$0.00
NH Legal-Housing Justice	7/13	\$3,000.00	\$0.00	\$3,000.00	\$0.00
PHA, Risk & Prevention Youth Program	7/13	\$6,000.00	\$4,500.00	\$1,500.00	\$0.00
SeaCare Health Services	7/13	\$5,000.00	\$1,250.00	\$0.00	\$3,750.00
Seacoast Mental Health Center, Psychiat	7/13	\$5,000.00	\$3,750.00	\$1,250.00	\$0.00
Sexual Assault Support Services	7/13	\$5,000.00	\$3,750.00	\$1,250.00	\$0.00
		<b>\$79,000.00</b>	<b>\$52,751.87</b>	<b>\$22,498.13</b>	<b>\$3,750.00</b>
A Safe Place	7/14	\$5,000.00	\$0	\$3,750.00	\$1,250.00
AIDS Response Seacoast	7/14	\$13,000.00	\$0	\$10,500.00	\$2,500.00
Area Homecare Services	7/14	\$9,000.00	\$0	\$6,750.00	\$2,250.00
Crossroads House	7/14	\$9,000.00	\$0	\$6,750.00	\$2,250.00
Families First Dental	7/14	\$9,000.00	\$0	\$6,750.00	\$2,250.00
New Heights Adventures for Teens	7/14	\$5,000.00	\$0	\$3,750.00	\$1,250.00
PHA, Risk & Prevention Youth Program	7/14	\$5,000.00	\$0	\$3,750.00	\$1,250.00
Rockingham CAP	7/14	\$5,000.00	\$0	\$3,750.00	\$1,250.00
Seacoast Community School	7/14	\$9,000.00	\$0	\$6,760.34	\$2,239.66
Seacoast Mental Health Center, Psychiat	7/14	\$6,000.00	\$0	\$4,500.00	\$1,500.00
Sexual Assault Support Services	7/14	\$5,000.00	\$0	\$3,750.00	\$1,250.00
		<b>\$80,000.00</b>	<b>\$0.00</b>	<b>\$60,760.34</b>	<b>\$19,239.66</b>



Appendix H  
CDBG Program Income FY 2014-2015

**APPENDIX H  
CDBG PROGRAM INCOME FY 14-15**

	Jul-14	Aug-14	Sep-14	Oct-14	Nov-14	Dec-14	Jan-15	Feb-15	Mar-15	Apr-15	May-15	Jun-15	TOTAL
<b>Fund 21-PEDLP</b>													
Mo. Reprmt	323.31	322.36	322.51	323.64	322.79	323.87	323.07	323.21	325.87	323.51	324.43	323.80	\$3,882.37
Prepaid Loans													\$0.00
Client Name													
<b>SUBTOTAL</b>	323.31	322.36	322.51	323.64	322.79	323.87	323.07	323.21	325.87	323.51	324.43	323.80	<b>\$3,882.37</b>

<b>Fund 23-PNPLP</b>													
Mo. Reprmt	645.26	287.37	644.21	645.64	1,001.38	645.97	287.96	1,002.01	1,362.89	288.33	289.57	1,002.91	\$8,103.50
Prepaid Loans													\$0.00
Client Name													
<b>SUBTOTAL</b>	645.26	287.37	644.21	645.64	1,001.38	645.97	287.96	1,002.01	1,362.89	288.33	289.57	1,002.91	<b>\$8,103.50</b>

<b>Fund 24-CD REHAB</b>													
Mo. Reprmt	67.48	69.94	67.51	67.52	67.54	39.09	0.00	0.00	0.00	0.00	0.00	0.00	\$379.08
Prepaid Loans													\$25,692.00
Client Name										14,388.00		11,304.00	
Prepaid Rev. Loans										Shea		Fisher/Cottage	
Client Name													\$0.00
<b>SUBTOTAL</b>	67.48	69.94	67.51	67.52	67.54	39.09	0.00	0.00	0.00	14,388.00	0.00	11,304.00	<b>\$26,071.08</b>

<b>Miscellaneous</b>													
Total All Income	1,036.05	679.67	1,034.23	1,036.80	1,391.71	1,008.93	611.03	1,325.22	1,688.76	14,999.84	614.00	12,630.71	<b>\$38,056.95</b>

<b>Interest Only</b>													
PEDLP	0.45	0.28	0.21	0.14	0.15	0.14	0.14	0.13	0.16	0.16	0.19	0.18	\$2.33
PNPLP	33.61	33.69	32.64	33.83	32.88	34.12	34.24	30.99	34.48	33.61	34.77	33.68	\$402.54
REHAB	13.32	13.31	12.72	13.02	9.70	9.61	9.61	8.68	9.62	9.36	10.22	10.10	\$129.27
Interest on 20 Ac	0.10	0.08	0.13	0.09	0.09	0.11	0.13	0.13	0.11	0.16	0.24	0.12	\$1.49
Total Interest	47.48	47.36	45.70	47.08	42.82	43.98	44.12	39.93	44.37	43.29	45.42	44.08	<b>\$535.63</b>

<b>Total Income and Interest</b>													<b>\$38,592.58</b>
----------------------------------	--	--	--	--	--	--	--	--	--	--	--	--	--------------------

Quarterly Income	Interest	Total
1st Quarter	2,749.95	140.23
2nd Quarter	3,437.44	133.59
3rd Quarter	3,625.01	128.05
4th Quarter	28,244.55	132.27
		28,376.82

Appendix I  
Legal Notice

Legal Notice  
CITY OF PORTSMOUTH, NEW HAMPSHIRE

Notice is hereby given that the City of Portsmouth Community Development Department has prepared the Fiscal Year 2014-2015 Consolidated Annual Performance and Evaluation Report regarding the use of Community Development Block Grant funds received from the U.S. Department of Housing and Urban Development for the program year beginning July 1, 2014 and ending June 30, 2015. A copy of the report will be available for public review and comment at the Portsmouth Public Library during regular library hours and at the Community Development Department, City Hall, 1 Junkins Avenue, Portsmouth, New Hampshire from 8:00 a.m. to 6:00 p.m. on Mondays; 8:00 a.m. to 4:30 p.m. Tuesday through Thursday; and 8:00 a.m. to 1:00 p.m. on Fridays beginning September 10, 2015 and ending September 25, 2015. If you have any questions or comments, please call David Moore, Community Development Director, at 610-7226.

David Moore  
Community Development Director

Portsmouth Herald  
9/10/15

PH-001-37722

## Appendix J

### Copy of Checks for Interest Earned on Program Income

Memorandum  
Community Development Department

COPY

To: Judie Belanger  
From: Terry Poulin  
Re: Wire Transfer to HUD  
Date: August 31, 2015

Attached are checks totaling \$535.72 from the Community Development Department to be deposited with the City and then wired to HUD.

Please wire-transfer the following amount to HUD for return of interest on all CDBG accounts:

**Bank Name:** U.S. Treasury Federal Reserve, New York  
**Bank Address:** New York, New York  
**ABA Routing Number:** 021030004  
**Account Number:** 86011101  
**Account Holder:** U.S. Department of HUD (Ft. Worth, TX)

**RE:** **Interest earned on revolving accounts, funds to be returned to the U.S. Treasury CPD/CDBG, City of Portsmouth, NH**  
*(please indicate wording exactly on the re: line)*

**Amount:** \$535.72

Please provide me with confirmation that I can forward to our local HUD office.

Thanks!

City of Portsmouth-CDBG  
 Interest FY 14-15 on Revolving Accounts

	PEDLP Fund 21	PNPLP Fund 23	Rehab Fund 24	CDBG Fund 20
July	\$0.45	\$33.61	\$13.32	\$0.10
August	\$0.28	\$33.69	\$13.31	\$0.08
September	\$0.21	\$32.64	\$12.72	\$0.13
October	\$0.14	\$33.83	\$13.02	\$0.09
November	\$0.15	\$32.88	\$9.70	\$0.09
December	\$0.14	\$34.12	\$9.61	\$0.11
January	\$0.14	\$34.24	\$9.61	\$0.13
February	\$0.13	\$30.99	\$8.68	\$0.13
March	\$0.16	\$34.48	\$9.62	\$0.11
April	\$0.16	\$33.61	\$9.36	\$0.16
May	\$0.19	\$34.77	\$10.22	\$0.24
June	\$0.18	\$33.68	\$10.10	\$0.21
	<b>\$2.33</b>	<b>\$402.54</b>	<b>\$129.27</b>	<b>\$1.58</b>
<b>Total interest to return</b>		<b>\$535.72</b>		

# Appendix K

City of Portsmouth, Annual Budget  
CDBG Performance Measures



## Appendix K

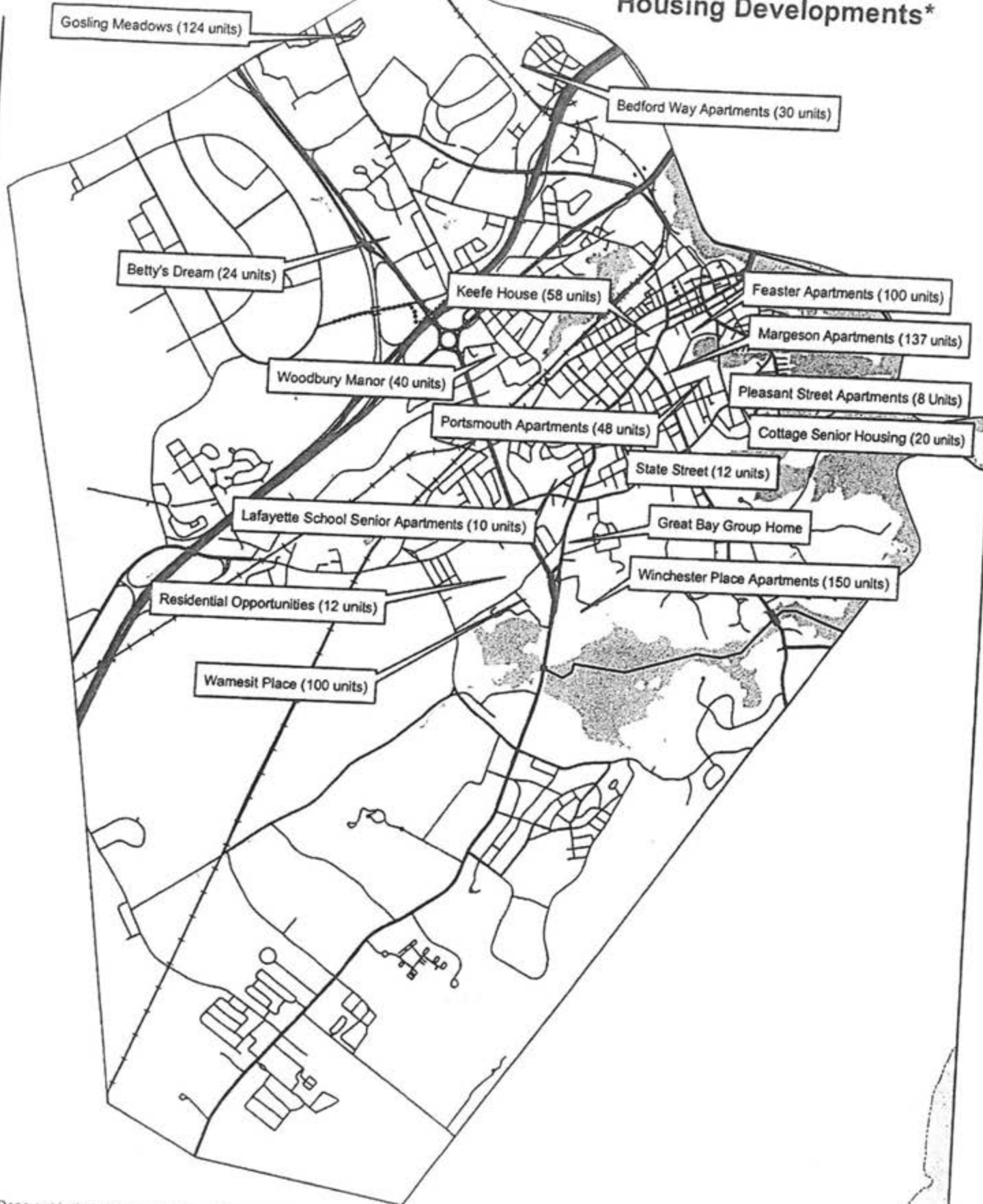
### City of Portsmouth Annual Budget CDBG Performance Measures

	<u>CFY 12-13</u>	<u>CFY 13-14</u>	<u>CFY 14-15</u>
Number of Homeowners assisted through the Residential Accessibility Program	3	2	0
Number of Homeowners assisted through the Housing Rehab Program	3	5	2
Number of households assisted through HomeTown, the City's First-Time Homebuyer Program.	3	3	0
Community Development Block Grant Program expenditures meet U.S. Housing and Urban Development spending caps for public services and general administration as well as timeliness requirements.	Yes	Yes	Yes
Community Development Block Grant programs are carried out in accordance with all appropriate public procurement, labor and eligibility requirements	Yes	Yes	Yes
Receipt of HUD approval and determination of consistency with Consolidated Plan and Action Plan.	Yes	Yes	Yes

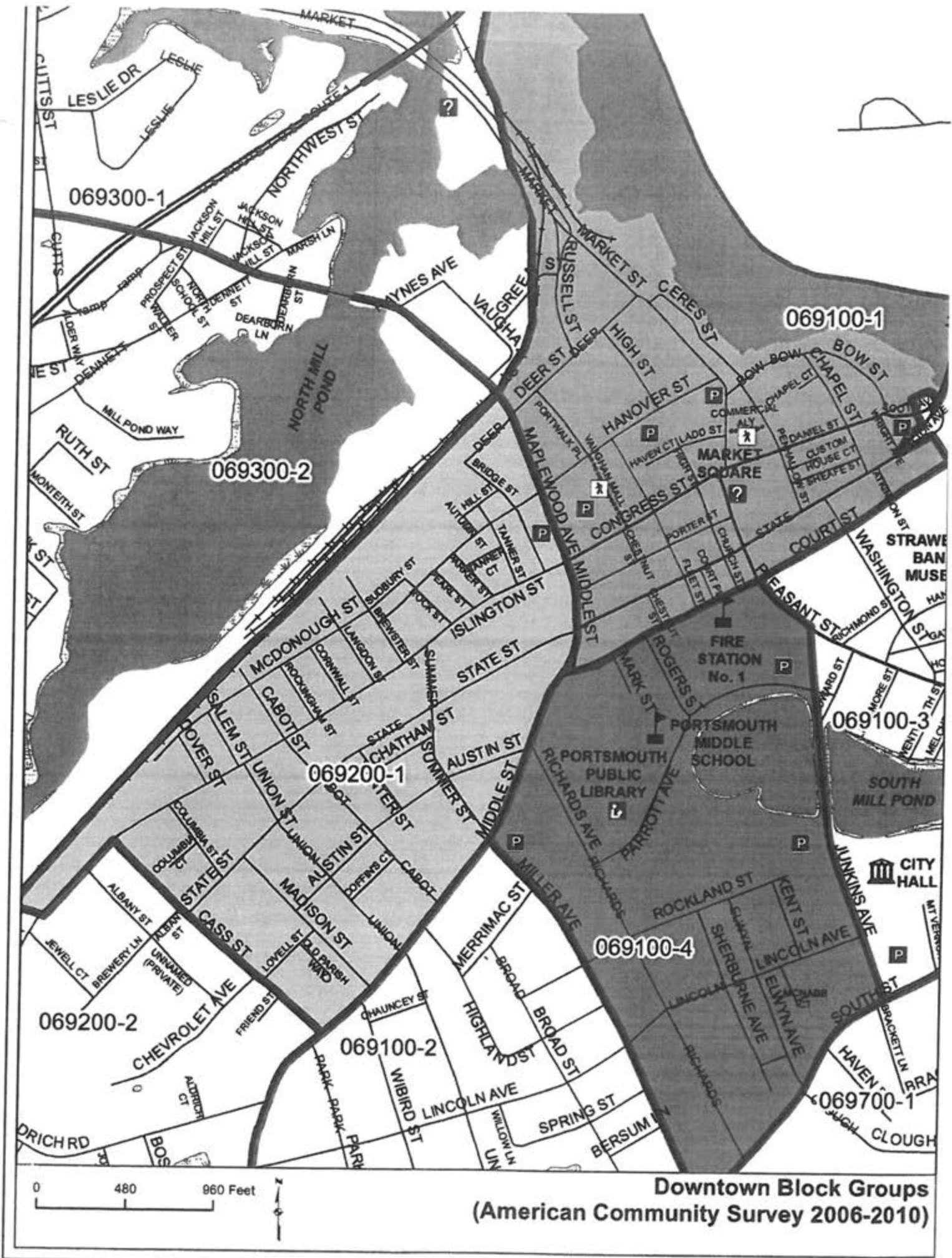
# Appendix L

## Maps of the Jurisdiction

# Publicly and Privately-Assisted Housing Developments\*


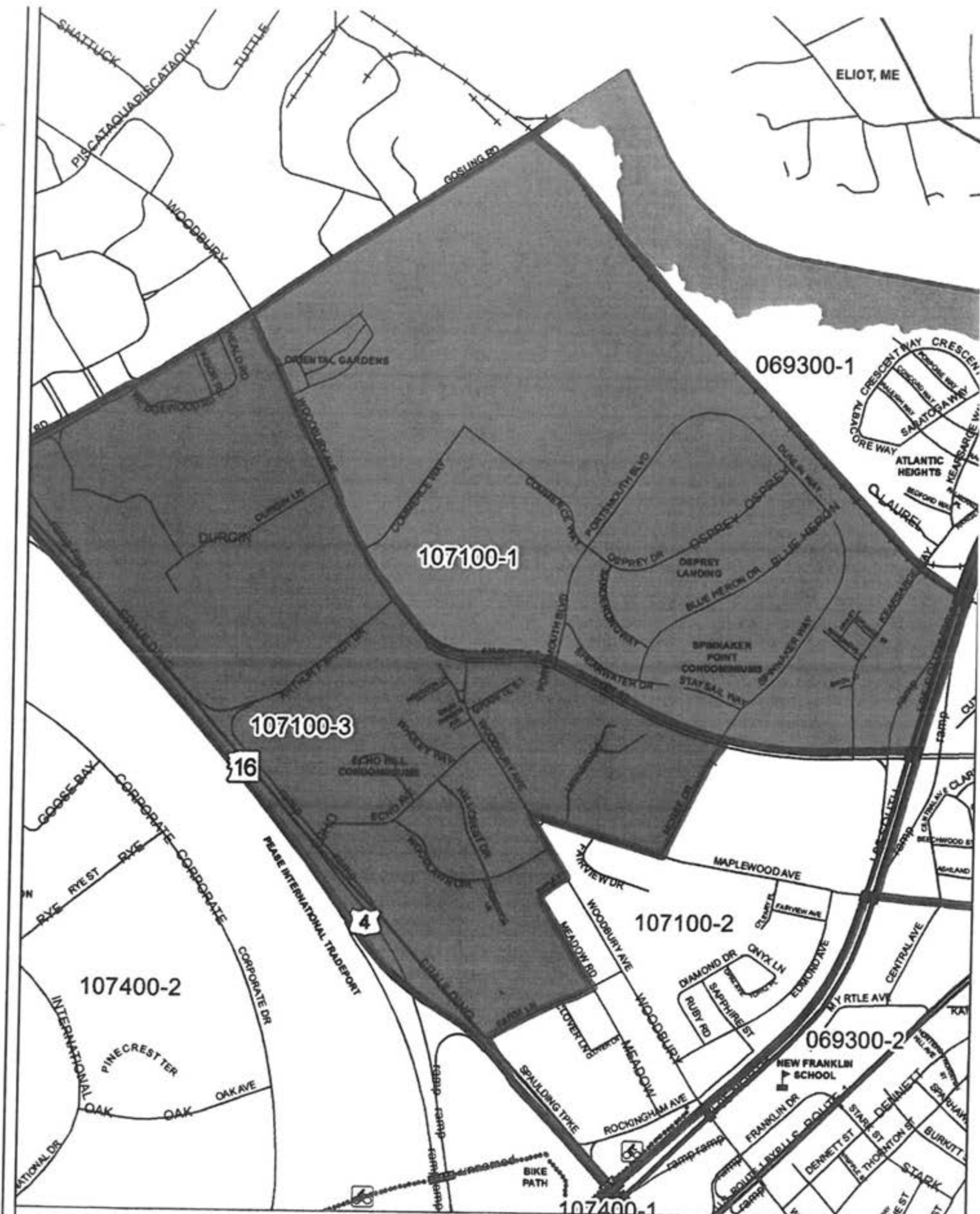


\* Note: Does not include 406 Tenant-based Section 8 Vouchers



0 480 960 Feet

**Downtown Block Groups**  
 (American Community Survey 2006-2010)



**West Woodbury and East Woodbury Block Groups**  
**(American Community Survey 2006-2010)**

Appendix M  
Section 3 Annual Report, HUD Form 60002

# Section 3 Summary Report

Economic Opportunities for  
Low - and Very Low-Income Persons

U.S. Department of Housing  
and Urban Development  
Office of Fair Housing  
And Equal Opportunity

OMB Approval No: 2529-0043  
(exp. 11/30/2010)

HUD Field Office:

Section back of page for Public Reporting Burden statement

1. Recipient Name & Address: (street, city, state, zip) <b>City of Portsmouth 1 Junkins Avenue Portsmouth, NH 03801</b>	2. Federal Identification: (grant no.) <b>B-14-MC-33-0003</b>	3. Total Amount of Award: <b>\$507,379</b>
	4. Contact Person <b>David Moore</b>	5. Phone: (include area code) <b>603-610-7226</b>
	6. Length of Grant: <b>1 year</b>	7. Reporting Period: <b>7/1/2014-6/30/2015</b>
8. Date Report Submitted: <b>September 30, 2015</b>	9. Program Code: (Use separate sheet for each program code)	10. Program Name: <b>Community Development Block Grant</b>

**Part I: Employment and Training (\*\* Columns B, C and F are mandatory fields. Include New Hires in E & F)**

A Job Category	B Number of New Hires	C Number of New Hires that are Sec. 3 Residents	D % of Aggregate Number of Staff Hours of New Hires that are Sec. 3 Residents	E % of Total Staff Hours for Section 3 Employees and Trainees	F Number of Section 3 Trainees
Professionals	0				0
Technicians	0				0
Office/Clerical	0				0
Construction by Trade (List Trade)	0				0
Trade					
Trade					
Trade					
Trade					
Other (List)					
<b>Total</b>	<b>0</b>				<b>0</b>

\* Program Codes  
1 = Flexible Subsidy  
2 = Section 202/811

3 = Public/Indian Housing  
A = Development,  
B = Operation  
C = Modernization

4 = Homeless Assistance  
5 = HOME  
6 = HOME State Administered  
7 = CDBG Entitlement

8 = CDBG State Administered  
9 = Other CD Programs  
10 = Other Housing Programs

**Part II: Contracts Awarded**

1. Construction Contracts: **Chicoine Construction**

A. Total dollar amount of all contracts awarded on the project	\$ 77,600
B. Total dollar amount of contracts awarded to Section 3 businesses	\$ 0
C. Percentage of the total dollar amount that was awarded to Section 3 businesses	0 %
D. Total number of Section 3 businesses receiving contracts	0

2. Non-Construction Contracts:

A. Total dollar amount all non-construction contracts awarded on the project/activity	\$ 0
B. Total dollar amount of non-construction contracts awarded to Section 3 businesses	\$
C. Percentage of the total dollar amount that was awarded to Section 3 businesses	%
D. Total number of Section 3 businesses receiving non-construction contracts	

**Part III: Summary**

Indicate the efforts made to direct the employment and other economic opportunities generated by HUD financial assistance for housing and community development programs, to the greatest extent feasible, toward low- and very low-income persons, particularly those who are recipients of government assistance for housing. (Check all that apply.)

- Attempted to recruit low-income residents through: local advertising media, signs prominently displayed at the project site, contracts with the community organizations and public or private agencies operating within the metropolitan area (or nonmetropolitan county) in which the Section 3 covered program or project is located, or similar methods.
- Participated in a HUD program or other program which promotes the training or employment of Section 3 residents.
- Participated in a HUD program or other program which promotes the award of contracts to business concerns which meet the definition of Section 3 business concerns.
- Coordinated with Youthbuild Programs administered in the metropolitan area in which the Section 3 covered project is located.
- Other; describe below.

No new employees were hired for sproject/activities involving housing construction, rehabilitation, demolition, or other public construction.

Public reporting for this collection of information is estimated to average 2 hours per response, including the time for reviewing instructions, searching existing data sources, gathering and maintaining the data needed, and completing and reviewing the collection of information. This agency may not collect this information, and you are not required to complete this form, unless it displays a currently valid OMB number.

Section 3 of the Housing and Urban Development Act of 1968, as amended, 12 U.S.C. 1701u, mandates that the Department ensures that employment and other economic opportunities generated by its housing and community development assistance programs are directed toward low- and very-low income persons, particularly those who are recipients of government assistance housing. The regulations are found at 24 CFR Part 135. The information will be used by the Department to monitor program recipients' compliance with Section 3, to assess the results of the Department's efforts to meet the statutory objectives of Section 3, to prepare reports to Congress, and by recipients as self-monitoring tool. The data is entered into a database and will be analyzed and distributed. The collection of information involves recipients receiving Federal financial assistance for housing and community development programs covered by Section 3. The information will be collected annually to assist HUD in meeting its reporting requirements under Section 808(e)(6) of the Fair Housing Act and Section 916 of the HCDA of 1992. An assurance of confidentiality is not applicable to this form. The Privacy Act of 1974 and OMB Circular A-108 are not applicable. The reporting requirements do not contain sensitive questions. Data is cumulative; personal identifying information is not included.