



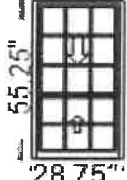
## Contract - Detailed

Pella Window and Door Showroom of Bedford  
 384 Route 101 Unit 2  
 Bedford, NH 03110

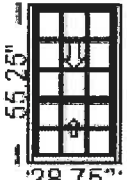
**Sales Rep Name:** Poggi, Alex  
**Sales Rep Phone:** 603-677-2946  
**Sales Rep Fax:**  
**Sales Rep E-Mail:** poggjar@pellanewengland.com

Customer Information	Project/Delivery Address	Order Information
<b>Tom McGraw</b> 411 The HI  Portsmouth, NH 03801-3736 <b>Primary Phone:</b> (201) 2709542 <b>Mobile Phone:</b> <b>Fax Number:</b> <b>E-Mail:</b> <b>Great Plains #:</b> 1008242437 <b>Customer Number:</b> 1012000457 <b>Customer Account:</b> 1008242437	<b>Tom McGraw - 411 The HI , Portsmouth, NH, US 03801</b> 411 The HI  <b>Lot #</b> Portsmouth, NH 03801-3736 <b>County:</b>	<b>Quote Name:</b> Tom McGraw - 411 The HI , Portsmouth, NH, US  <b>Order Number:</b> 736AP0359 <b>Quote Number:</b> <b>18809959</b> <b>Order Type:</b> Installed Sales <b>Payment Terms:</b> Deposit/C.O.D. <b>Tax Code:</b> NHTAXABLE <b>Quoted Date:</b> 10/21/2024

Line #	Location:	Attributes	Item Price	Qty	Ext'd Price
10	None Assigned	<b>Delivery Setup - Delivery Setup</b>	\$600.00	1	\$600.00

Line #	Location:	Attributes			
15	Office	<b>Pella Reserve, Traditional Replacement Double Hung, 28.75 X 55.25, Poplar White</b>	<b>Item Price</b>	<b>Qty</b>	<b>Ext'd Price</b>
			\$4,878.01	2	\$9,756.02
	 <p>Viewed From Exterior</p> <p>PK # 2178</p> <p><b>1: Non-Standard Size Non-Standard Size Double Hung, Custom Split (22.75)</b>  <b>Frame Size:</b> 28 3/4 X 55 1/4  <b>General Information:</b> Standard, Luxury, Clad, Pine, 4 3/4", 3 1/4"  <b>Exterior Color / Finish:</b> Painted, Standard Enduraclad, Poplar White  <b>Interior Color / Finish:</b> Linen White Paint Interior  <b>Sash / Panel:</b> Putty Glaze, Ogee, Standard, No Sash Lugs  <b>Glass:</b> Insulated Dual Low-E Advanced Low-E Insulating Glass Argon Non High Altitude  <b>Hardware Options:</b> Spoon-Style Lock, Satin Nickel, No Window Opening Control Device, No Limited Opening Hardware, Order Sash Lift, No Integrated Sensor  <b>Screen:</b> Full Screen, Standard EnduraClad, Poplar White, Premium, InView™  <b>Performance Information:</b> U-Factor 0.30, SHGC 0.26, VLT 0.48, CPD PEL-N-233-00639-00001, Performance Class CW, PG 50, Calculated Positive DP Rating 50, Calculated Negative DP Rating 50, Clear Opening Width 25.375, Egress Does not meet typical United States egress, but may comply with local code requirements  <b>Grille:</b> ILT, No Custom Grille, 5/8", Traditional (3W3H / 3W2H), Putty Glaze, Ogee  <b>Wrapping Information:</b> No Exterior Trim, Manufacturer Recommended Clearance, Perimeter Length = 168".</p> <p><b>Frame Size:</b> 28.75" X 55.9843"</p> <p><b>Pocket Install - Pocket Install</b> Qty 1  <b>Lead Safe Install - Lead Safe Install</b> Qty 1</p>				

A1  
A2

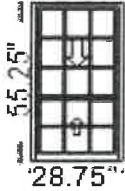
Line #	Location:	Attributes			
20	Bed 1	<b>Pella Reserve, Traditional Replacement Double Hung, 28.75 X 55.25, Poplar White</b>	<b>Item Price</b>	<b>Qty</b>	<b>Ext'd Price</b>
			\$4,878.01	3	\$14,634.03
	 <p>Viewed From Exterior</p> <p>PK # 2178</p> <p><b>1: Non-Standard Size Non-Standard Size Double Hung, Custom Split (22.75)</b>  <b>Frame Size:</b> 28 3/4 X 55 1/4  <b>General Information:</b> Standard, Luxury, Clad, Pine, 4 3/4", 3 1/4"  <b>Exterior Color / Finish:</b> Painted, Standard Enduraclad, Poplar White  <b>Interior Color / Finish:</b> Linen White Paint Interior  <b>Sash / Panel:</b> Putty Glaze, Ogee, Standard, No Sash Lugs  <b>Glass:</b> Insulated Dual Low-E Advanced Low-E Insulating Glass Argon Non High Altitude  <b>Hardware Options:</b> Spoon-Style Lock, Satin Nickel, No Window Opening Control Device, No Limited Opening Hardware, Order Sash Lift, No Integrated Sensor  <b>Screen:</b> Full Screen, Standard EnduraClad, Poplar White, Premium, InView™  <b>Performance Information:</b> U-Factor 0.30, SHGC 0.26, VLT 0.48, CPD PEL-N-233-00639-00001, Performance Class CW, PG 50, Calculated Positive DP Rating 50, Calculated Negative DP Rating 50, Clear Opening Width 25.375, Egress Does not meet typical United States egress, but may comply with local code requirements  <b>Grille:</b> ILT, No Custom Grille, 5/8", Traditional (3W3H / 3W2H), Putty Glaze, Ogee  <b>Wrapping Information:</b> No Exterior Trim, Manufacturer Recommended Clearance, Perimeter Length = 168".</p> <p><b>Frame Size:</b> 28.75" X 55.9843"</p> <p><b>Pocket Install - Pocket Install</b> Qty 1  <b>Lead Safe Install - Lead Safe Install</b> Qty 1</p>				

B1  
B2  
B3

For more information regarding the finishing, maintenance, service and warranty of all Pella® products, visit the Pella® website at [www.pella.com](http://www.pella.com)

Line #	Location:	Attributes			
--------	-----------	------------	--	--	--

25	Hall	<b>Pella Reserve, Traditional Replacement Double Hung, 28.75 X 55.25, Poplar White</b>	<u>Item Price</u>	<u>Qty</u>	<u>Ext'd Price</u>
			\$4,878.01	1	\$4,878.01



Viewed From Exterior

CI

PK #  
2178

**1: Non-Standard Size Non-Standard Size Double Hung, Custom Split (22.75)**

**Frame Size:** 28 3/4 X 55 1/4

**General Information:** Standard, Luxury, Clad, Pine, 4 3/4", 3 1/4"

**Exterior Color / Finish:** Painted, Standard Enduraclad, Poplar White

**Interior Color / Finish:** Linen White Paint Interior

**Sash / Panel:** Putty Glaze, Ogee, Standard, No Sash Lugs

**Glass:** Insulated Dual Low-E Advanced Low-E Insulating Glass Argon Non High Altitude

**Hardware Options:** Spoon-Style Lock, Satin Nickel, No Window Opening Control Device, No Limited Opening Hardware, Order Sash Lift, No Integrated Sensor

**Screen:** Full Screen, Standard EnduraClad, Poplar White, Premium, InView™

**Performance Information:** U-Factor 0.30, SHGC 0.26, VLT 0.48, CPD PEL-N-233-00639-00001, Performance Class CW, PG 50, Calculated Positive DP Rating 50, Calculated Negative DP Rating 50, Clear Opening Width 25.375, Egress Does not meet typical United States egress, but may comply with local code requirements

**Grille:** ILT, No Custom Grille, 5/8", Traditional (3W3H / 3W2H), Putty Glaze, Ogee

**Wrapping Information:** No Exterior Trim, Manufacturer Recommended Clearance, Perimeter Length = 168".

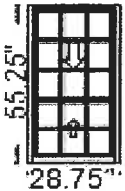
Frame Size: 28.75" X 55.9843"

**Pocket Install - Pocket Install** Qty 1

**Lead Safe Install - Lead Safe Install** Qty 1

Line #	Location:	Attributes			
--------	-----------	------------	--	--	--

30	Bed 2	<b>Pella Reserve, Traditional Replacement Double Hung, 28.75 X 55.25, Poplar White</b>	<u>Item Price</u>	<u>Qty</u>	<u>Ext'd Price</u>
			\$4,878.01	2	\$9,756.02



Viewed From Exterior

DI

DZ

PK #  
2178

**1: Non-Standard Size Non-Standard Size Double Hung, Custom Split (22.75)**

**Frame Size:** 28 3/4 X 55 1/4

**General Information:** Standard, Luxury, Clad, Pine, 4 3/4", 3 1/4"

**Exterior Color / Finish:** Painted, Standard Enduraclad, Poplar White

**Interior Color / Finish:** Linen White Paint Interior

**Sash / Panel:** Putty Glaze, Ogee, Standard, No Sash Lugs

**Glass:** Insulated Dual Low-E Advanced Low-E Insulating Glass Argon Non High Altitude

**Hardware Options:** Spoon-Style Lock, Satin Nickel, No Window Opening Control Device, No Limited Opening Hardware, Order Sash Lift, No Integrated Sensor

**Screen:** Full Screen, Standard EnduraClad, Poplar White, Premium, InView™

**Performance Information:** U-Factor 0.30, SHGC 0.26, VLT 0.48, CPD PEL-N-233-00639-00001, Performance Class CW, PG 50, Calculated Positive DP Rating 50, Calculated Negative DP Rating 50, Clear Opening Width 25.375, Egress Does not meet typical United States egress, but may comply with local code requirements

**Grille:** ILT, No Custom Grille, 5/8", Traditional (3W3H / 3W2H), Putty Glaze, Ogee

**Wrapping Information:** No Exterior Trim, Manufacturer Recommended Clearance, Perimeter Length = 168".

Frame Size: 28.75" X 55.9843"

**Pocket Install - Pocket Install** Qty 1

**Lead Safe Install - Lead Safe Install** Qty 1

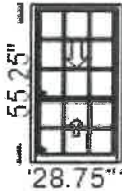
For more information regarding the finishing, maintenance, service and warranty of all Pella® products, visit the Pella® website at [www.pella.com](http://www.pella.com)

Line #	Location:	Attributes	Item Price	Qty	Ext'd Price
--------	-----------	------------	------------	-----	-------------

35 Bed 2 Bath

**Pella Reserve, Traditional Replacement Double Hung, 28.75 X 55.25, Poplar White**

\$5,124.94 1 \$5,124.94



Viewed From Exterior

E1

PK #  
2178

**1: Non-Standard Size Non-Standard Size Double Hung, Custom Split (22.75)**

**Frame Size:** 28 3/4 X 55 1/4

**General Information:** Standard, Luxury, Clad, Pine, 4 3/4", 3 1/4"

**Exterior Color / Finish:** Painted, Standard Enduraclad, Poplar White

**Interior Color / Finish:** Linen White Paint Interior

**Sash / Panel:** Putty Glaze, Ogee, Standard, No Sash Lugs

**Glass:** Insulated Dual Tempered Low-E Advanced Low-E Insulating Glass Argon Non High Altitude

**Hardware Options:** Spoon-Style Lock, Satin Nickel, No Window Opening Control Device, No Limited Opening Hardware, Order Sash Lift, No Integrated Sensor

**Screen:** Full Screen, Standard EnduraClad, Poplar White, Premium, InView™

**Performance Information:** U-Factor 0.30, SHGC 0.26, VLT 0.47, CPD PEL-N-233-00643-00001, Performance Class CW, PG 50, Calculated Positive DP Rating 50, Calculated Negative DP Rating 50, Clear Opening Width 25.375, Egress Does not meet typical United States egress, but may comply with local code requirements

**Grille:** ILT, No Custom Grille, 5/8", Traditional (3W3H / 3W2H), Putty Glaze, Ogee

**Wrapping Information:** No Exterior Trim, Manufacturer Recommended Clearance, Perimeter Length = 168"

Frame Size: 28.75" X 55.9843"

Pocket Install - Pocket Install

Qty 1

Lead Safe Install - Lead Safe Install

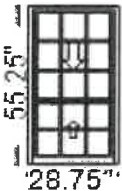
Qty 1

Line #	Location:	Attributes	Item Price	Qty	Ext'd Price
--------	-----------	------------	------------	-----	-------------

40 Dining Room

**Pella Reserve, Traditional Replacement Double Hung, 28.75 X 55.25, Poplar White**

\$4,878.01 3 \$14,634.03



Viewed From Exterior

F1  
F2  
F3

PK #  
2178

**1: Non-Standard Size Non-Standard Size Double Hung, Custom Split (22.75)**

**Frame Size:** 28 3/4 X 55 1/4

**General Information:** Standard, Luxury, Clad, Pine, 4 3/4", 3 1/4"

**Exterior Color / Finish:** Painted, Standard Enduraclad, Poplar White

**Interior Color / Finish:** Linen White Paint Interior

**Sash / Panel:** Putty Glaze, Ogee, Standard, No Sash Lugs

**Glass:** Insulated Dual Low-E Advanced Low-E Insulating Glass Argon Non High Altitude

**Hardware Options:** Spoon-Style Lock, Satin Nickel, No Window Opening Control Device, No Limited Opening Hardware, Order Sash Lift, No Integrated Sensor

**Screen:** Full Screen, Standard EnduraClad, Poplar White, Premium, InView™

**Performance Information:** U-Factor 0.30, SHGC 0.26, VLT 0.48, CPD PEL-N-233-00639-00001, Performance Class CW, PG 50, Calculated Positive DP Rating 50, Calculated Negative DP Rating 50, Clear Opening Width 25.375, Egress Does not meet typical United States egress, but may comply with local code requirements

**Grille:** ILT, No Custom Grille, 5/8", Traditional (3W3H / 3W2H), Putty Glaze, Ogee

**Wrapping Information:** No Exterior Trim, Manufacturer Recommended Clearance, Perimeter Length = 168"

Frame Size: 28.75" X 55.9843"

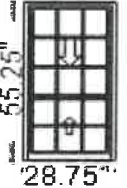
Pocket Install - Pocket Install

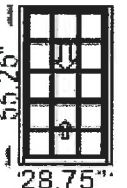
Qty 1

Lead Safe Install - Lead Safe Install

Qty 1

For more information regarding the finishing, maintenance, service and warranty of all Pella® products, visit the Pella® website at [www.pella.com](http://www.pella.com)

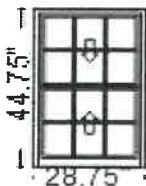
Line #	Location:	Attributes			
45	Living Room	<b>Pella Reserve, Traditional Replacement Double Hung, 28.75 X 55.25, Poplar White</b>	<b>Item Price</b>	<b>Qty</b>	<b>Ext'd Price</b>
			\$4,878.01	2	\$9,756.02
	 <p>Viewed From Exterior</p> <p>61 62</p>	<p><b>PK #</b> 2178</p> <p><b>1: Non-Standard Size Non-Standard Size Double Hung, Custom Split (22.75)</b>  <b>Frame Size:</b> 28 3/4 X 55 1/4  <b>General Information:</b> Standard, Luxury, Clad, Pine, 4 3/4", 3 1/4"  <b>Exterior Color / Finish:</b> Painted, Standard Enduraclad, Poplar White  <b>Interior Color / Finish:</b> Linen White Paint Interior  <b>Sash / Panel:</b> Putty Glaze, Ogee, Standard, No Sash Lugs  <b>Glass:</b> Insulated Dual Low-E Advanced Low-E Insulating Glass Argon Non High Altitude  <b>Hardware Options:</b> Spoon-Style Lock, Satin Nickel, No Window Opening Control Device, No Limited Opening Hardware, Order Sash Lift, No Integrated Sensor  <b>Screen:</b> Full Screen, Standard EnduraClad, Poplar White, Premium, InView™  <b>Performance Information:</b> U-Factor 0.30, SHGC 0.26, VLT 0.48, CPD PEL-N-233-00639-00001, Performance Class CW, PG 50, Calculated Positive DP Rating 50, Calculated Negative DP Rating 50, Clear Opening Width 25.375, Egress Does not meet typical United States egress, but may comply with local code requirements  <b>Grille:</b> ILT, No Custom Grille, 5/8", Traditional (3W3H / 3W2H), Putty Glaze, Ogee  <b>Wrapping Information:</b> No Exterior Trim, Manufacturer Recommended Clearance, Perimeter Length = 168".</p>			
	<b>Frame Size: 28.75" X 55.9843"</b>				
		<b>Pocket Install - Pocket Install</b>		Qty 1	
		<b>Lead Safe Install - Lead Safe Install</b>		Qty 1	

Line #	Location:	Attributes			
50	Kitchen	<b>Pella Reserve, Traditional Replacement Double Hung, 28.75 X 55.25, Poplar White</b>	<b>Item Price</b>	<b>Qty</b>	<b>Ext'd Price</b>
			\$4,878.01	3	\$14,634.03
	 <p>Viewed From Exterior</p> <p>H1 H2 H3</p>	<p><b>PK #</b> 2178</p> <p><b>1: Non-Standard Size Non-Standard Size Double Hung, Custom Split (22.75)</b>  <b>Frame Size:</b> 28 3/4 X 55 1/4  <b>General Information:</b> Standard, Luxury, Clad, Pine, 4 3/4", 3 1/4"  <b>Exterior Color / Finish:</b> Painted, Standard Enduraclad, Poplar White  <b>Interior Color / Finish:</b> Linen White Paint Interior  <b>Sash / Panel:</b> Putty Glaze, Ogee, Standard, No Sash Lugs  <b>Glass:</b> Insulated Dual Low-E Advanced Low-E Insulating Glass Argon Non High Altitude  <b>Hardware Options:</b> Spoon-Style Lock, Satin Nickel, No Window Opening Control Device, No Limited Opening Hardware, Order Sash Lift, No Integrated Sensor  <b>Screen:</b> Full Screen, Standard EnduraClad, Poplar White, Premium, InView™  <b>Performance Information:</b> U-Factor 0.30, SHGC 0.26, VLT 0.48, CPD PEL-N-233-00639-00001, Performance Class CW, PG 50, Calculated Positive DP Rating 50, Calculated Negative DP Rating 50, Clear Opening Width 25.375, Egress Does not meet typical United States egress, but may comply with local code requirements  <b>Grille:</b> ILT, No Custom Grille, 5/8", Traditional (3W3H / 3W2H), Putty Glaze, Ogee  <b>Wrapping Information:</b> No Exterior Trim, Manufacturer Recommended Clearance, Perimeter Length = 168".</p>			
	<b>Frame Size: 28.75" X 55.9843"</b>				
		<b>Pocket Install - Pocket Install</b>		Qty 1	
		<b>Lead Safe Install - Lead Safe Install</b>		Qty 1	

For more information regarding the finishing, maintenance, service and warranty of all Pella® products, visit the Pella® website at [www.pella.com](http://www.pella.com)

Line #	Location:	Attributes			
--------	-----------	------------	--	--	--

55	Downstair Bath	<b>Pella Reserve, Traditional Replacement Double Hung, 28.75 X 44.75, Poplar White</b>	<b>Item Price</b>	<b>Qty</b>	<b>Ext'd Price</b>
			\$3,790.27	1	\$3,790.27



Viewed From Exterior

I 1

PK #  
2178


**1: Non-Standard Size Non-Standard Size Double Hung, Equal**  
**Frame Size:** 28 3/4 X 44 3/4  
**General Information:** Standard, Luxury, Clad, Pine, 4 3/4", 3 1/4"  
**Exterior Color / Finish:** Painted, Standard Enduraclad, Poplar White  
**Interior Color / Finish:** Linen White Paint Interior  
**Sash / Panel:** Putty Glaze, Ogee, Standard, No Sash Lugs  
**Glass:** Insulated Dual Low-E Advanced Low-E Insulating Glass Argon Non High Altitude  
**Hardware Options:** Spoon-Style Lock, Satin Nickel, No Window Opening Control Device, No Limited Opening Hardware, Order Sash Lift, No Integrated Sensor  
**Screen:** Full Screen, Standard EnduraClad, Poplar White, Premium, InView™  
**Performance Information:** U-Factor 0.30, SHGC 0.26, VLT 0.48, CPD PEL-N-233-00639-00001, Performance Class CW, PG 50, Calculated Positive DP Rating 50, Calculated Negative DP Rating 50, Clear Opening Width 25.375, Clear Opening Height 18.312, Clear Opening Area 3.226854, Egress Does not meet typical United States egress, but may comply with local code requirements  
**Grille:** 1LT, No Custom Grille, 5/8", Traditional (3W2H / 3W2H), Putty Glaze, Ogee  
**Wrapping Information:** No Exterior Trim, Manufacturer Recommended Clearance, Perimeter Length = 147".

**Frame Size:** 28.75" X 45.4843"

Pocket Install - Pocket Install	Qty 1
Lead Safe Install - Lead Safe Install	Qty 1

Line #	Location:	Attributes			
--------	-----------	------------	--	--	--

60	Attic	<b>Pella Reserve, Traditional Replacement Double Hung, 19.75 X 28.75, Poplar White</b>	<b>Item Price</b>	<b>Qty</b>	<b>Ext'd Price</b>
			\$3,168.30	2	\$6,336.60



Viewed From Exterior

J 1  
J 2

PK #  
2178

**1: Non-Standard Size Non-Standard Size Double Hung, Equal**  
**Frame Size:** 19 3/4 X 28 3/4  
**General Information:** Standard, Luxury, Clad, Pine, 4 3/4", 3 1/4"  
**Exterior Color / Finish:** Painted, Standard Enduraclad, Poplar White  
**Interior Color / Finish:** Linen White Paint Interior  
**Sash / Panel:** Putty Glaze, Ogee, Standard, No Sash Lugs  
**Glass:** Insulated Dual Low-E Advanced Low-E Insulating Glass Argon Non High Altitude  
**Hardware Options:** Spoon-Style Lock, Satin Nickel, No Window Opening Control Device, No Limited Opening Hardware, Order Sash Lift, No Integrated Sensor  
**Screen:** Full Screen, Standard EnduraClad, Poplar White, Premium, InView™  
**Performance Information:** U-Factor 0.30, SHGC 0.26, VLT 0.48, CPD PEL-N-233-00639-00001, Performance Class CW, PG 50, Calculated Positive DP Rating 50, Calculated Negative DP Rating 50, Clear Opening Width 16.375, Clear Opening Height 10.312, Clear Opening Area 1.172632, Egress Does not meet typical United States egress, but may comply with local code requirements  
**Grille:** 1LT, No Custom Grille, 5/8", Traditional (2W2H / 2W2H), Putty Glaze, Ogee  
**Wrapping Information:** No Exterior Trim, Manufacturer Recommended Clearance, Perimeter Length = 97".

**Frame Size:** 19.75" X 29.4843"

Lead Safe Install - Lead Safe Install	Qty 1
Pocket Install - Pocket Install	Qty 1

For more information regarding the finishing, maintenance, service and warranty of all Pella® products, visit the Pella® website at [www.pella.com](http://www.pella.com)

## Izak Gilbo

---

**From:** THOMAS MCGRAW <tom020198@aol.com>  
**Sent:** Thursday, October 24, 2024 3:00 PM  
**To:** Izak Gilbo  
**Subject:** LU - 24 -192. 411 The Hill window replacement

[You don't often get email from tom020198@aol.com. Learn why this is important at <https://aka.ms/LearnAboutSenderIdentification> ]

Window photos in order in which they appear in Pella contract quotes. Thank you



A1



A2





B1



B2



B3



C1



DI



D2



E1



FI





F2



F3



G1



62



H1



H2



H3



I1





J 1

J 2

Sent from my iPhone







411 The Hill Unit 6-14