



## Proposed Neighborhood Traffic Calming Process

- ❖ Phase 1 -- Preliminary assessment
  - Speed monitoring
  - Traffic study

## Proposed Neighborhood Traffic Calming Process

- ❖ Phase 2
  - Physical Traffic Calming Measures
    - Short-term / interim – “pilot”
    - Long-term – Capital Improvement Program
  - Non-infrastructure Traffic Calming Measures

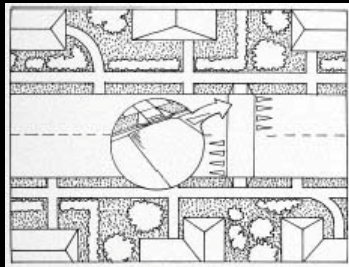
## Types of Non-Infrastructure Traffic Calming Measures

- ❖ Street Signs / Pavement Markings (MUTCD compliance required)
- ❖ Speed Trailer
- ❖ Enforcement
- ❖ Yard Signs
- ❖ Parking Management

## Types of Physical Neighborhood Traffic Calming Measures

- ❖ Vertical Deflections
  - Speed hump
  - Speed table
  - Speed cushion
  - Raised crosswalk
  - Raised intersection
- ❖ Horizontal Deflections
  - Neighborhood Traffic circle
  - Curb extension / bulb out
  - Chicane
  - Median Island
- ❖ Physical Obstructions
  - Semi-diverter
  - Diagonal diverter
  - Street closures
  - Median island

### Vertical Deflection – Speed Hump



Pros	Cons
Effective in slowing traffic on low speed / low volume roads	Inappropriate for emergency response routes and transit routes
Moderate cost for installation and maintenance	Additional training required for snow removal operators
Minimal impact on bicyclists and motorcyclists, except at high speeds	May impact road drainage

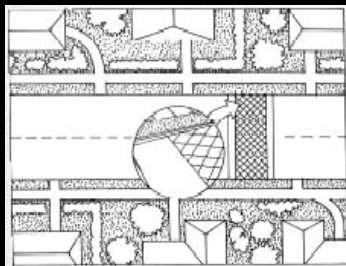
## Vertical Deflection – Speed Cushion



Pros	Cons
Effective in reducing traffic speeds and volumes on local streets	Presents challenge for snow removal operations
Minimal impact on emergency response times	
Low cost to implement	

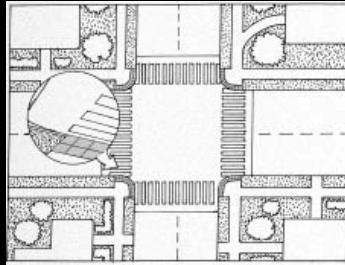
## Vertical Deflection – Speed Table

### Speed Table / Raised Crosswalk



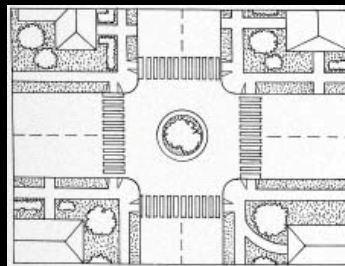
Pros	Cons
Effective in slowing traffic speeds on local and collector roads	Not ideal for major emergency response routes and transit routes
Moderate cost for installation and maintenance	Additional training required for snow removal operators
Minimal impact on bicyclists and motorcyclists, except at high speeds	May impact road drainage

## Vertical Deflection – Raised Intersection



Pros	Cons
Reduce vehicle-ped conflicts by improving visibility for pedestrians	Higher cost to construct and maintain
Minor reduction in travel speeds from all approaches	May delay emergency response
Suitable for local streets with high pedestrian volumes	

## Horizontal Deflection Neighborhood Traffic Circle



Pros	Cons
Reduces speeds	May be challenging for emergency vehicles and large trucks turning left
Reduces the number of conflict points at an intersection	May require removal of on-street parking in vicinity of intersection
Can enhance the neighborhood	Moderate cost to construct and maintain

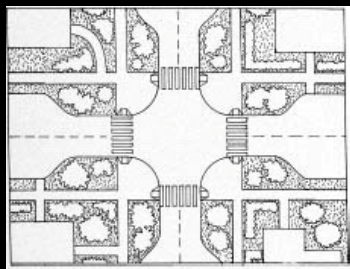
### Neighborhood Traffic Circle



### Roundabout



### Horizontal Deflection Curb Extension / Bulb Out

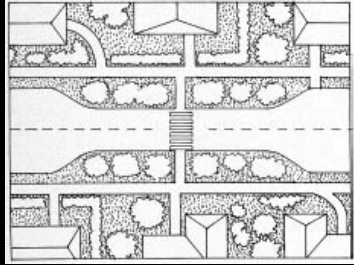


Pros	Cons
Improves pedestrian visibility and reduces crossing distance	Additional training required for snow removal operators
May reduce travel speeds	May require removal of on-street parking in vicinity of intersection
Slows right-turning vehicles	Difficult to accommodate bicycle lanes
Moderate costs to implement and maintain	

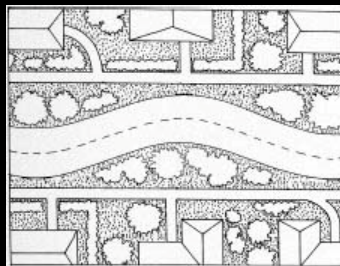


## Horizontal Deflection Curb Extension/Bulb Out

### Choker

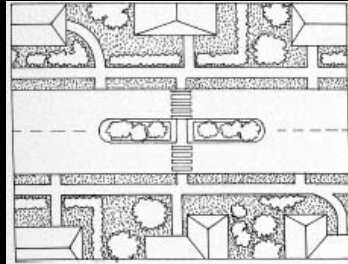


## Horizontal Deflection -- Chicane



Pros	Cons
Reduce vehicle speeds and may reduce traffic volumes	Will result in loss of on-street parking
Provide opportunities for streetscaping	Additional training required for snow removal operators
	Not suited for high truck traffic routes

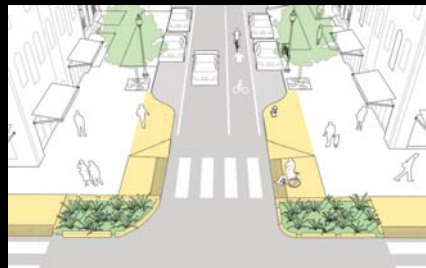
## Horizontal Deflection – Median Islands



Pros	Cons
May reduce vehicle speeds if lanes are narrowed	May result in loss of on-street parking in vicinity of island
Provide opportunities for streetscaping	
Can reduce pedestrian crossing distance for wider roads	

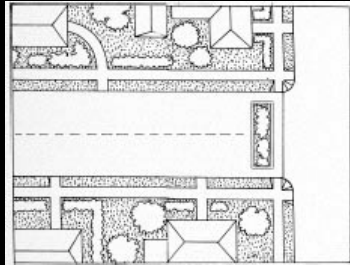
## Horizontal Deflection

### Gateway



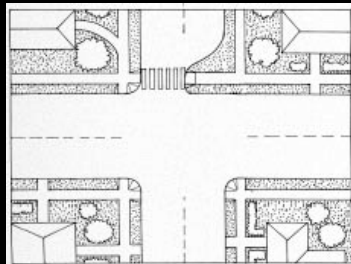


## Physical Obstructions -- Full Closure



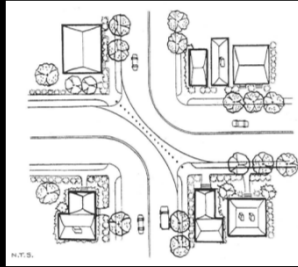
Pros	Cons
Reduce cut-through traffic without impacting bike and ped access	Obstructs emergency access, unless designed with mountable barriers
May reduce speeds	Restricts access for residents
Provide opportunities for streetscaping	May shift traffic to other nearby streets

## Physical Obstructions – Half Closure



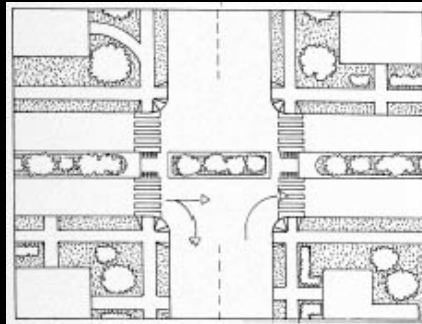
Pros	Cons
Reduce cut-through traffic without impacting bike and ped access	Can be difficult to control violations
May lower travel speeds	May require loss of on-street parking in vicinity of closure
Provision for emergency access	Reduces access for neighborhood residents
Provide opportunities for streetscaping	May divert traffic to neighboring streets

## Physical Obstructions – Diagonal Diverter



Pros	Cons
Reduce traffic volumes without impacting bike and ped access	May divert traffic to neighboring streets
Eliminates intersection conflict points	May inconvenience neighborhood residents
Provide opportunities for streetscaping	Delays emergency access
May reduce speeds	

## Physical Obstructions – Median Barrier



Pros	Cons
Reduces cut through traffic volumes on local streets while still allowing bike and ped access	May divert traffic to other neighborhood streets
Reduces number of conflict points	May affect emergency access
Potential to add streetscaping	