

My name is Casey Shouse and I am requesting the replacement of my windows at 249 Pleasant Street here in town.

The house is not the first one on the property and was built in well after the turn of the century. It has been in my family for more than 100 years now, starting with my grandparents who purchased it around 1917. The legend goes that the house was built by a man for his daughter as a wedding gift and that she didn't like it, much to my grandparents' good fortune. They raised my mother and her sister here and she, in turn, raised her 10 children in the house. The house was and is a treasured part of our family history with many stories to tell. From my grandmother running into an old beau uptown one day and bringing him back to the house for tea just to show it off, to the cherry bomb being thrown down the back stairs by one of us as my father was going up or, to the yearly Fourth of July celebration where we could sit on our front porch and watch the fireworks and then watch the cars try to leave which, was sometimes the better show. Christmases are legendary for us with a gigantic tree every year, Christmas pageants put on by the children and the annual Christmas Eve open house that was full of fun, people and food. Although the house has no significance to Portsmouth history, it is integral to our family identity and means everything to us.

Sadly, over the years the house has been in significant decline. With 10 children on a postal worker's salary, not much upkeep was done including, the original windows which have had no attention in the lifespan of the house. After my parents passed, my sister lived here alone and had the same monetary limitations restricting almost all upkeep. Happily, my family and I have taken up residence with my children being the fourth generation of our family to live here and, we all know how lucky we are.

I have sought and been given approval for some maintenance and upkeep from the HDC. In that process I sought to stay as true to the feel and image of the house as possible while, at the same time, allowing for some modern living and I think we have achieved that. One thing we did not deal with in the initial application was the windows. I needed to actually live here and speak to both renovators and replacement businesses before making a decision on them. Naturally renovators advocate for their product and services but, even they admit to the efficacy going only so far. So, after freezing in here with the extreme leaking of cold air from the windows over the winter, I have come to the conclusion that replacements are needed. This would be done with windows from Marvin that have been approved and widely used in the historic district in the past. After a cold season it became clear to me that there are issues that no renovation can address or fix, especially for long term living. Renovation does not address the single glazed window with all the pitfalls they have, the leaking, blowing of outside air from the side cavities where the ropes and pulleys are, the air blowing in between the sashes or the overall "R" value. These links will let you see videos of the condition of the windows (hold the Ctrl key and click):

<https://drive.google.com/file/d/1X8QmK-oHx8Etzuzzlan30P17IfMEL5Ww/view?usp=sharing>

<https://drive.google.com/file/d/1sZRVUyvDUSIBDESVQwJd2MqoswXOI2Mu/view?usp=sharing>

[https://drive.google.com/file/d/18dE6X-VwSuc88EuXE7FC-ge3h\\_XxzE7Z/view?usp=sharing](https://drive.google.com/file/d/18dE6X-VwSuc88EuXE7FC-ge3h_XxzE7Z/view?usp=sharing)

We do have the aluminum storms on some of the windows but, over the winter, they proved themselves ineffective also:

[https://drive.google.com/file/d/1\\_3WWuLPdW8uxtB82QVTT29InleXD9jU/view?usp=sharing](https://drive.google.com/file/d/1_3WWuLPdW8uxtB82QVTT29InleXD9jU/view?usp=sharing)

not to mention how bad they look:

[https://drive.google.com/file/d/1UTpQrinFjRMoE\\_9Ib4UzEXGCry1yhhd/view?usp=sharing](https://drive.google.com/file/d/1UTpQrinFjRMoE_9Ib4UzEXGCry1yhhd/view?usp=sharing)

We determined that the temperature can decrease 10 to 15 degrees near the window as opposed to the middle of the room:

[https://drive.google.com/file/d/1UUQURMld\\_r04QbCY6igVjzzTHM-iaDG/view?usp=sharing](https://drive.google.com/file/d/1UUQURMld_r04QbCY6igVjzzTHM-iaDG/view?usp=sharing)

We intend to grow old in this house and to that end, need it to be as efficient as possible. We are not far from retirement age and, at that point will be on a fixed income. We need to feel safe, warm, and secure, in our forever home.

The cost of running the house is a factor with the inefficiency of renovated windows but, they are also extremely costly upfront. Estimates, at the level needed here, range from a low of \$1,450 to a high of \$ 1,800.00 per window and I have more than 30 of them. Add on to that cost the cost of ugly, non-historically appropriate aluminum storm windows which would be necessary, and the cost is prohibitive. Another huge problem with renovation is the fact that the windows need to leave the home and could be gone for up to 5 or 6 weeks, since the work is done at the place of business. The cost of replacements that fulfill HDC parameters would be just over 22,000.00. The work is done from the inside and in a much more timely manner.

The replacements we are proposing actually restore the house to the way it looked in the past :  
<https://drive.google.com/file/d/1XdtAfv6YQbLfBqDs7Qrgol2t-EX7nCYS/view?usp=sharing>

and they will be more respectful and in keeping with the broader historic district's look and feel. I have to believe the restored look of the house will be appreciated by neighbors and visitors who expect a certain feel from Portsmouth and the particular replacements we will use can do that. We are in a high tourist traffic area so we want to make the house look good from the outside while achieving our needs on the inside. Renovations cannot do that but, appropriate replacements will.



**Existing Photo: Front Elevation**



**Existing Photo: Right Elevation**



**Existing Photo: Back Elevation**




**Existing Photo: Left Elevation**



HDC 10.2020  
SOMMA Studios

249 Pleasant Street  
Portsmouth, New Hampshire



HDC 10.2020  
SOMMA Studios

Existing Photos: Windows from Exterior



Existing Photos: Windows from Interior

247 Pleasant Street:

Age of existing windows: Approximately 100 years old.

Window repair/replacement professionals vetted for project:

- The Window Women
- Bagala Window Works
- Sash and Solder
- Nickerson Remick
- Ron Bet
- Marvin Windows and Doors

Quantity requested to be replaced: 33  
(Not including those already approved to be replaced or removed in 2019.)

Storm Windows: This request for new windows will omit the need for the existing storm windows and those approved to be installed in 2019.  
There will be no storm windows in use.

**249 Pleasant Street**  
Portsmouth, New Hampshire



**28 South Street:  
Approved window replacement**



**274 New Castle Ave:  
Approved window replacement**



**Salter Street:  
Approved window replacement  
in same style and manufacturer as  
proposed.**



HDC 10.2020  
SOMMA Studios

**249 Pleasant Street**  
Portsmouth, New Hampshire

Existing Photos: Homes with window replacements

# ELEVATE

MARVIN ELEVATE™ COLLECTION



## COOLER IN SUMMER, WARMER IN WINTER

### TOP RATED ENERGY EFFICIENCY

The National Fenestration Rating Council (NFRC) defines energy performance ratings for the entire window and door industry. It rates:

- **U-factor:** How well a window keeps heat inside a building.
- **Solar heat gain:** A window's ability to block warming caused by sunlight.
- **Visible light transmittance:** How much light gets through a product.
- **Air leakage:** Heat loss and gain by air infiltration through cracks in the window assembly.

Ultrax® fiberglass is 500 times less conductive than roll-form aluminum and is similar to wood and PVC. It provides an insulated barrier against extreme weather temperatures, keeping homes comfortable, and reducing heating and cooling costs.

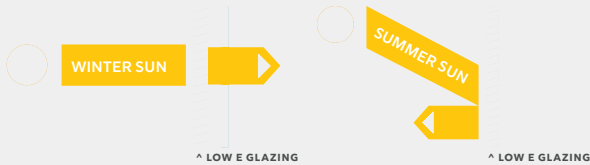
### ENERGY COST SAVINGS

Marvin was the first major window and door manufacturer to offer energy-efficient Low E2 glass and ENERGY STAR® certified performance on all of our standard windows and doors. Compared to non-certified products, ENERGY STAR certified windows and doors cut heating and cooling costs by 12%.\*

The Elevate collection offers Triple-pane, Low E1, Low E2, Low E3, and Low E3/ERS insulated glass with argon gas, which has thermal conductivity 30% lower than that of air. It adds improved solar and thermal protection by distinguishing between visible light, damaging UV, and near-infrared rays to offer the ultimate glass performance, and provides a selection of energy-efficient solutions depending on your climate and needs.

### LOW E GLASS COATING

The Low E coating is specially designed to take advantage of the angle of the winter and summer sun. Winter sun is absorbed and conducted indoors. Summer sun is filtered and reflected back outdoors.



## A MORE COMFORTABLE INTERIOR, REGARDLESS OF THE SEASON

Keep heat inside during cooler weather and block the sun's rays during warmer weather with Dual Pane windows and Low E coating.

# DOUBLE HUNG



Double Hung windows with Oil Rubbed Bronze hardware



Double Hung windows with Window Opening Control Devices

## DOUBLE HUNG

- Equipped with a standard full screen; optional half screen is available.
- Tilt latches are ergonomically designed and easy to operate making tilting and cleaning effortless.
- Sash lock provides a positive detent, reassuring user that the window is either locked or unlocked.
- Up to PG50 performance rating.
- Equal, Cottage, and Reverse Cottage sash provide a variety of looks and checkrail heights.
- Available in standard and special sizes up to 4 feet 6 inches wide by 7 feet high.
- Coordinating Picture and Transom windows also available.
- Double Hung Insert option features ¾ inch insert replacement frame with through jamb installation and up to PG40 performance rating.



DOUBLE HUNG



DOUBLE HUNG INSERT


 Available with IZ3  
(Excludes Insert option)



## INSTALLATION MADE SIMPLE AND EFFICIENT

### INSTALLATION OPTIONS AND ACCESSORIES

- 1. NAILING FIN**  
Pre-attached folding nailing fin and drip cap for easier installation.
- 2. THROUGH JAMB**  
Available through-jamb and installation bracket options.
- 3. FACTORY-APPLIED JAMB EXTENSIONS**  
Factory-applied jamb extensions save time and labor. We supply 4 3/8", 6 3/8", and 6 13/8" jamb depth in bare wood, white, designer black, or clear interior finish.
- 4. FACTORY-INSTALLED SCREENS**  
Factory-installed screens are a standard offering with operating windows. At no extra cost, we can ship your screens separately to reduce on-site damage prior to installation.
- 5. FACTORY MULLED ASSEMBLIES**  
Available standard factory mulling, reinforced factory mulling, or field mulling kits. The reinforced mull meets AAMA 450 specifications and performs up to PG50 on standard products and up to PG55 on IZ3 rated products.
- 6. CORNER KEYS**  
Integral corner keys keeps window and door units square and corners sealed.
- 7. SPECIAL SIZES**  
Special sizes are available on windows and doors in 1/4" increments for the perfect fit every time.
- 8. PAINTABLE ULTREX EXTERIOR**  
The Ultrex® fiberglass exterior is paintable, and holds dark colors better than vinyl or vinyl/wood composites.



### EXTERIOR TRIM

Ultrex Exterior Trim is offered with all rectangular Elevate products in all six exterior finishes. The durability, performance, and look of Marvin Elevate windows and doors can be extended to the trim.

**BRICK MOULD**  
2" Brick Mould is available with or without 2 1/8" sill nosing.

**FLAT**  
3 1/2" Flat Trim is available in Flat and Flat Ranch configurations with or without 2 1/8" sill nosing.

**SILL NOSE**  
2 1/8" Sill Nose provides authentic sill appearance.

**CONNECTION BARB**  
Barb and receiver attachment method provides for quick, secure installation.

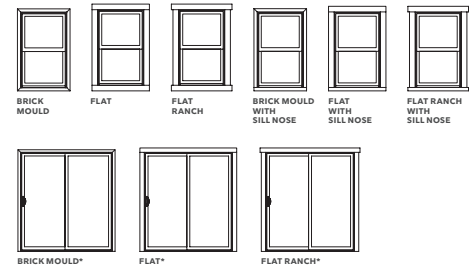


Casement window with Flat Exterior Trim in Stone White



### TRIM CONFIGURATIONS

Multiple configurations are available in lineal lengths and factory pre-cut kits in all six Elevate collection exterior colors.



\* Brick Mould, Flat, and Flat Ranch profiles are available on doors. Sill profiles are not included for door trim sets.

THE MARVIN ELEVATE  
COLLECTION IS AN IDEAL BLEND  
OF REMARKABLE DESIGN AND  
SUPERIOR STRENGTH.

Patented fiberglass exteriors stand up to all elements, outperforming and outlasting vinyl, roll-form aluminum, and other fiberglass composites. Warm wood interiors add timeless beauty, while resilient, long-lasting fiberglass stays strong in even the toughest conditions.



Double Hung and Casement windows in Stone White