

Michael Schwartz
442-444 Middle Street



Dear Town Officials and Board Members,

Thank you for considering my request to improve the property at 442-444 Middle Street. I feel very lucky to have a property in the heart of Portsmouth and I look forward to improving the property. Following is a description of the desired improvements. I will also attach the estimates.

Take Care,

Mike Schwartz
(603) 548-8898

1. Replacing Windows	20,000
2. Residing House	53,000
3. Back Porch	1,200
4. Chimney	6,800
	<hr/>
	\$81,000

1. Replacing Windows

The current windows do not operate functionally, and I worry they are a hazard if needed to be open quickly. Attached is an estimate to replace all the windows. The windows on both sides of the duplex would be replaced.

Windows Description:

The windows are Pella Architect Replacement Windows. They have been used "all over" (per rep) the historic district in Portsmouth. They are Aluminum Clad Exterior with White color (but there are 27 color options).

Ideally I would like to use 1 over 1 windows, without a grill. I prefer the direct view outside. There are houses on Middle across the street that have the same 1 over 1. Of course, these windows can be purchased with other grill patterns.

The windows are replacement windows, with no change to the sills or exterior trim. Screens are half-screens.

The exact age of the current windows are no known. I have been informed they are likely from the period just before WWII, but unlikely original.


Michael Schwartz
442-444 Middle Street

Overview of Front of House:



Replace back porch in-kind:





Proposal - Detailed

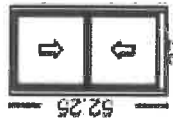
Pella Window and Door Showroom of Newington
 25 Fox Run Road Suite 2
 Newington, NH 03801
 Phone: (603) 427-0677 Fax: (603) 427-0757

Sales Rep Name: Linn, Kenneth
 Sales Rep Phone: 978-265-6751
 Sales Rep E-Mail: LinnKL@pellaboston.com
 Sales Rep Fax:

Customer Information	Project/Delivery Address	Order Information
Kittle Construction LLC 1 Parsons Rd. RYE, NH 03870 Primary Phone: (603) 502-6833 Mobile Phone: Fax Number: E-Mail: Contact Name: Great Plains #: 10563947 Customer Number: 1007860412 Customer Account: 1003705988	Kittle - Middle St Portsmouth Lot # County: Owner Name: Owner Phone:	Quote Name: Kittle - Middle St Portsmouth Order Number: 180 Quote Number: 10698242 Order Type: Non-Installed Sales Wall Depth: Payment Terms: Deposit/C.O.D. Tax Code: Cust Delivery Date: None Quoted Date: 10/10/2018 Contracted Date: Booked Date: Customer PO #:

Line # Location:

10 Front left 1st



Viewed From Exterior

Rough Opening: 27 - 1/2" X 52 - 3/4"

Architect, Replacement Double Hung, 27 X 52.25, White

1: Non-Standard Size Non-Standard Size Double Hung, Equal
 Frame Size: 27 X 52 1/4
 General Information: Standard, Style, Clad, Pine, 4 3/4", 3 1/4"
 Exterior Color / Finish: Painted, Standard EnduraClad, White
 Interior Color / Finish: Prefinished White Paint Interior
 Sash / Panel: Ogee, Standard, No Sash Lugs
 Glass: Insulated Dual Low-E Advanced Low-E Insulating Glass Argon Non High Altitude
 Hardware Options: Cam-Action Lock, White, No Window Opening Control Device, No Limited Opening Hardware, Order Sash Lift, No Integrated Sensor
 Screen: Half Screen, Standard EnduraClad, White, Standard, InView™
 Performance Information: U-Factor 0.29, SHGC 0.28, VLT 0.53, CPD PEL-N-233-00253-00001, Performance Class CW, PG 50, Calculated Positive DP
 Rating 50, Calculated Negative DP Rating 50, Year Rated 08/11, Egress Does not meet typical United States egress, but may comply with local code requirements
 Grille: No Grille.
 Wrapping Information: No Exterior Trim, Pella Recommended Clearance, Perimeter Length = 159".

Item Price	Qty	Ext'd Price
\$655.87	1	\$655.87

Attributes

Line #	Location:	Attributes	Item Price	Qty	Ext'd Price
--------	-----------	------------	------------	-----	-------------

25 kitchen



PK #
2019

Viewed From Exterior

Rough Opening: 27 - 1/2" X 52 - 3/4"

Architect, Replacement Double Hung, 27 X 52.25, White

1: Non-Standard Size Non-Standard Size Double Hung, Equal

Frame Size: 27 X 52 1/4

General Information: Standard, Style, Clad, Pine, 4 3/4", 3 1/4"

Exterior Color / Finish: Painted, Standard EnduraClad, White

Interior Color / Finish: Prefinished White Paint Interior

Sash / Panel: Ogee, Standard, No Sash Lugs

Glass: Insulated Dual Low-E Advanced Low-E Insulating Glass Argon Non High Altitude

Hardware Options: Cam-Action Lock, White, No Window Opening Control Device, No Limited Opening Hardware, Order Sash Lift, No Integrated Sensor

Screen: Half Screen, Standard EnduraClad, White, Standard, InView™

Performance Information: U-Factor 0.29, SHGC 0.28, VLT 0.53, CPD PEL-N-233-00253-00001, Performance Class CW, PG 50, Calculated Positive DP

Rating 50, Calculated Negative DP Rating 50, Year Rated 08|11, Egress Does not meet typical United States egress, but may comply with local code requirements

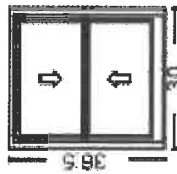
Grille: No Grille.

Wrapping Information: No Exterior Trim, Pella Recommended Clearance, Perimeter Length = 159".

Item Price	\$655.87	Qty	1	Ext'd Price	\$655.87
------------	----------	-----	---	-------------	----------

Line #	Location:	Attributes	Item Price	Qty	Ext'd Price
--------	-----------	------------	------------	-----	-------------

30 kitchen



PK #
2019

Viewed From Exterior

Rough Opening: 30 - 1/2" X 37"

Architect, Replacement Double Hung, 30 X 36.5, White

1: Non-Standard Size Non-Standard Size Double Hung, Equal

Frame Size: 30 X 36 1/2

General Information: Standard, Style, Clad, Pine, 4 3/4", 3 1/4"

Exterior Color / Finish: Painted, Standard EnduraClad, White

Interior Color / Finish: Prefinished White Paint Interior

Sash / Panel: Ogee, Ogee, Standard, No Sash Lugs

Glass: Insulated Dual Low-E Advanced Low-E Insulating Glass Argon Non High Altitude

Hardware Options: Cam-Action Lock, White, No Window Opening Control Device, No Limited Opening Hardware, Order Sash Lift, No Integrated Sensor

Screen: Half Screen, Standard EnduraClad, White, Standard, InView™

Performance Information: U-Factor 0.29, SHGC 0.28, VLT 0.53, CPD PEL-N-233-00253-00001, Performance Class CW, PG 50, Calculated Positive DP

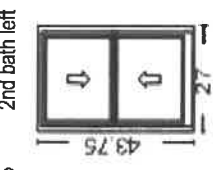
Rating 50, Calculated Negative DP Rating 50, Year Rated 08|11, Egress Does not meet typical United States egress, but may comply with local code requirements

Grille: No Grille.

Wrapping Information: No Exterior Trim, Pella Recommended Clearance, Perimeter Length = 133".

Item Price	\$592.67	Qty	1	Ext'd Price	\$592.67
------------	----------	-----	---	-------------	----------

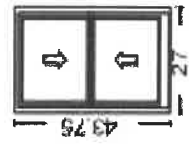
Line #	Location:	Attributes	Item Price	Qty	Ext'd Price
45	2nd bath left		\$612.11	1	\$612.11



Architect, Replacement Double Hung, 27 X 43.75, White

1: Non-Standard Size Non-Standard Size Double Hung, Equal
Frame Size: 27 X 43 3/4
General Information: Standard, Style, Clad, Pine, 4 3/4", 3 1/4"
Exterior Color / Finish: Painted, Standard Enduraclad, White
Interior Color / Finish: Prefinished White Paint Interior
Sash / Panel: Ogee, Standard, No Sash Lugs
Glass: Insulated Dual Low-E Advanced Low-E Insulating Glass Argon Non High Altitude
Hardware Options: Cam-Action Lock, White, No Window Opening Control Device, No Limited Opening Hardware, Order Sash Lift, No Integrated Sensor
Screen: Half Screen, Standard EnduraClad, White, Standard, InView™
Performance Information: U-Factor 0.29, SHGC 0.28, VLT 0.53, CPD PEL-N-233-00253-00001, Performance Class CW, PG 50, Calculated Positive DP Rating 50, Calculated Negative DP Rating 50, Year Rated 08|11, Egress Does not meet typical United States egress, but may comply with local code requirements
Grille: No Grille,
Wrapping Information: No Exterior Trim, Pella Recommended Clearance, Perimeter Length = 142".

Line #	Location:	Attributes	Item Price	Qty	Ext'd Price
50	2nd rear bedroom		\$612.11	2	\$1,224.22



Architect, Replacement Double Hung, 27 X 43.75, White

1: Non-Standard Size Non-Standard Size Double Hung, Equal
Frame Size: 27 X 43 3/4
General Information: Standard, Style, Clad, Pine, 4 3/4", 3 1/4"
Exterior Color / Finish: Painted, Standard Enduraclad, White
Interior Color / Finish: Prefinished White Paint Interior
Sash / Panel: Ogee, Standard, No Sash Lugs
Glass: Insulated Dual Low-E Advanced Low-E Insulating Glass Argon Non High Altitude
Hardware Options: Cam-Action Lock, White, No Window Opening Control Device, No Limited Opening Hardware, Order Sash Lift, No Integrated Sensor
Screen: Half Screen, Standard EnduraClad, White, Standard, InView™
Performance Information: U-Factor 0.29, SHGC 0.28, VLT 0.53, CPD PEL-N-233-00253-00001, Performance Class CW, PG 50, Calculated Positive DP Rating 50, Calculated Negative DP Rating 50, Year Rated 08|11, Egress Does not meet typical United States egress, but may comply with local code requirements
Grille: No Grille,
Wrapping Information: No Exterior Trim, Pella Recommended Clearance, Perimeter Length = 142".

Thank You For Your Interest In Pella® Products

Customer: Kittle Construction LLC

Project Name: Kittle - Middle St Portsmouth

Quote Number: 10698242

TERMS & CONDITIONS:
QUOTES ARE VALID FOR 30 DAYS

For more information regarding the finishing, maintenance, service and warranty of all Pella® products, visit the Pella® website at www.pella.com

Printed on 10/10/2018

Detailed Proposal

Page 7 of 8

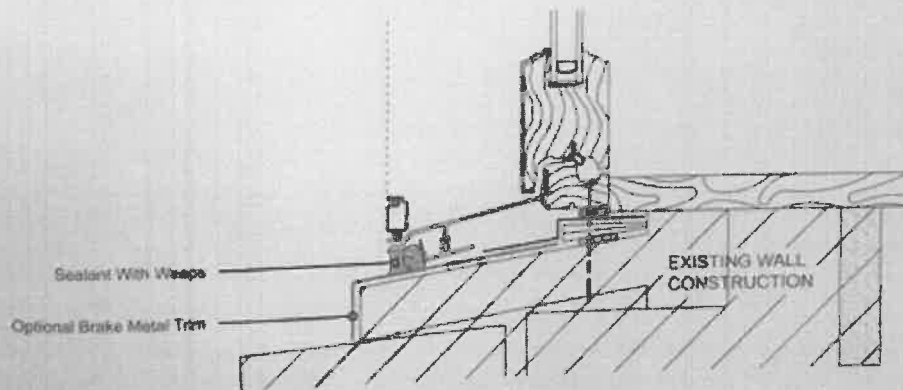
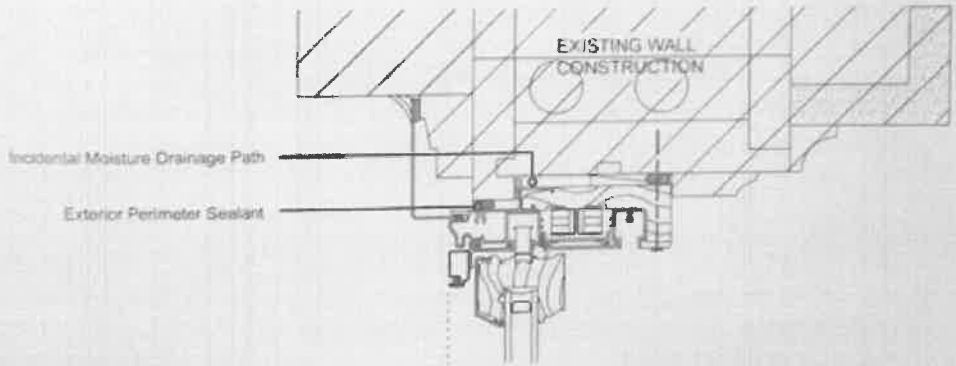
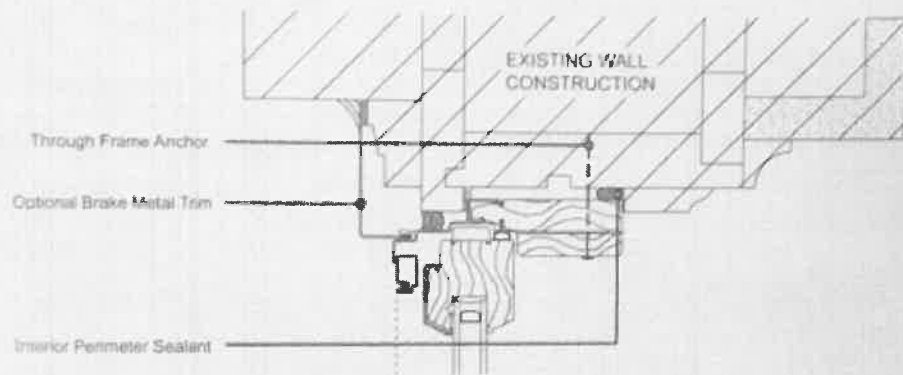
POCKET REPLACEMENT FROM THE INTERIOR

Details Available for **Clad** **Fiberglass** **Vinyl**

An existing wood hung window frame is left in place while the sashes, interior stop and parting stop are removed, the new window is placed from the interior against the exterior stop. No exterior materials are disturbed. The interior stop can sometimes be re-used.

Frame depths of approximately 3 1/4", Precision Fit® windows and "replacement windows" are designed for this installation method.

In some cases, brake metal or frame expander exterior trim can be used to create a low maintenance exterior finish over the existing window frame.



Window Placement

(Note: 2 Family House, left and right will be the same. One additional window (middle front) needs to be included)

Front of House



Side of House



Rear of House



e

STOCK SOLID COLORS

- 18 stock colors of 6" Cedar Lap Siding
- 6 stock colors of 8" Cedar Lap Siding
- All 16' lengths

COVERAGE CALCULATOR CHART		
PRODUCT	MAX. EXPOSURE	PIECES PER 100 SQ. FT.
3/8" x 6" x 16' Cedar Lap Siding	4 7/8"	15.4
3/8" x 8" x 16' Cedar Lap Siding	6 7/8"	10.9



ANTIQUÉ WHITE*
6" LAP



WHITE
6" LAP • 8" LAP



ROCK CLIFFS*
6" LAP



DEEP CHARCOAL*
6" LAP



GREAT GRAY*
6" LAP




HARBOR GRAY
6" LAP • 8" LAP



KHAKI
6" LAP • 8" LAP



LAVA GRAY*
6" LAP



MIST GREY
6" LAP • 8" LAP



PHOENIX FOSSIL*
6" LAP • 8" LAP



SANDSTONE*
6" LAP



SILVER DOLLAR*
6" LAP



COUNTRY RED
6" LAP




CHALKY BLUE*
6" LAP



HEARTH*
6" LAP



PLUNGE POOL*
6" LAP



SAGE
6" LAP



WALNUT
6" LAP • 8" LAP

*NEW COLORS!

BUILT ON
LP SMARTSIDE
TRIM & SIDING

COATED WITH
PPG

DISTRIBUTED BY
COASTAL



Estimate

Date	Estimate No.
12/18/18	100558

PO Box 1092
Portsmouth, NH 03802

6034982204

oncoursere remodeling@gmail.com

www.oncoursere remodeling.com

Name/Address
Mike Schwartz 442 & 444 Middle St. Portsmouth, NH 03801

Project

Item	Description	Quantity	Cost	Total
Chimney	Taking down chimney to roof's edge- Rebuilding with new brick and mortar, flashing and lead.	2	3,400.00	6,800.00
Granite Steps	Adding 12ft granite steps to front of home- 3 steps plus fillers on sides. Delivered and Installed		4,500.00	4,500.00
Finish Carpentry	Remove and replace old trim. Will put azek trim on all windows, facias and corner boards		12,500.00	12,500.00
Siding	Remove aluminum siding, use lead safe polcies to remoce old wooden siding. Replace with cedar siding.	38	1,040.00	39,520.00

We thank you for the opportunity to bid your project			Total	***** ...
--	--	--	--------------	-----------