
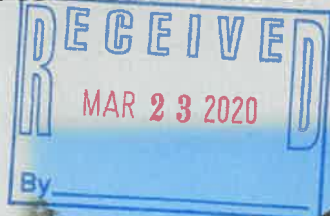


GREEN MOUNTAIN  
WINDOW & DOOR  
COMPANY

# News

## HISTORIC REMODEL, HISTORIC REGISTRY & LANDMARK PROPERTY WINDOW REPLACEMENT



GREEN MOUNTAIN WINDOW SPECIALIZES IN WINDOW REPLACEMENT SOLUTIONS FOR THE NORTHEAST'S HISTORIC BUILDINGS. OUR WINDOWS ARE DESIGNED TO BLEND THE DETAILS AND PATTERNS ONCE USED BY LOCAL CRAFTSMAN IN NEW ENGLAND'S SASH MILLS WITH THE LATEST ENERGY PERFORMANCE TECHNOLOGY.



### FOUR DIFFERENT REPLACEMENT SYSTEMS:

- FULL FRAME WINDOW
- INSERT "BOX" WINDOW
- SASH & TRACK BALANCE KIT
- SASH & CONCEALED BALANCE KIT






## *We offer four different systems to replicate historic window details:*



**1. Complete full frame window applications:** With minor modifications to our standard window we can match the sash, frame and daylight opening sightlines of existing historic windows. Often with this approach the existing historic exterior window trim can be reused on our window; or we can mill new trim to match existing. With the window to the left we only needed to modify our sill and bottom sash rail to match the original historic windows. If the historic window frames are not in a re-usable condition this may be the only replacement option.

### **2. Sash and concealed balance applications:**

With this system we make new energy efficient sash that mimic the sightlines of the original sash. We install a cartridge block and tackle balance in the side edge of the sash that remains completely hidden. We also supply a concealed weather-strip system that encapsulates the sliding sash. The appearance will be virtually identical to the original window however the existing window frames need to be in good condition and relatively square for proper performance. This system was used in the historic library shown to the right.



### **3. Sash and jamb liner track applications:**

With this system we make new energy efficient sash that mimic the sightlines of the original sash. And we supply a vinyl jamb liner / sash balance system that gets applied to the existing window frame. Typically the daylight openings and sash sightlines will match the original windows but the vinyl track applied to the old frame may stand out as a modern addition. The existing window frames need to be in good condition and relatively square for proper performance. Arch tops and angled tops are available as used in the Portland Maine apartment complex on the left.



**4. Insert or "box" window applications:** With this approach we manufacture a complete window with a 3 3/8" deep frame to fit inside of the existing window frame. While we can match the look of a historic window with this system some of the original daylight opening will be lost due to the frame. However, with our insert window you will lose less daylight than with any other manufacturers unit. One benefit of this approach is that if the existing window frame is out of square the operation and performance of the new window is not affected. This system was used in a Realtors office in Virginia shown on the right.



Existing windows





Existing  
Windows



Existing window





Existing  
windows



Existing window

