

To: City of Portsmouth  
Historic District Commission  
1 Junkins Ave, Third Floor  
Portsmouth, NH 03801

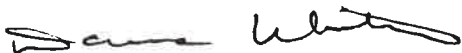
From: Dana Whitney  
59 Deer Street, Unit 517  
Portsmouth, NH 03801  
(603) 494-7172  
[Danawhitney1010@gmail.com](mailto:Danawhitney1010@gmail.com)

Date: June 12, 2019

**RE: HDC proposal to replace 7 windows at a condominium located at 59 Deer Street, Unit 517**

The existing windows at 59 Deer Street, Unit 517, are non-functioning and pose a danger. I am proposing to replace the existing 7 windows with the exact same sized windows. Portland Glass offers a Harvey double hung slim line window (without grids) that would match the appearance of the existing windows. The new windows will be the same I over I style window with half screen. The material is vinyl but the appearance is the same as the current window that we are replacing. The new windows will enable us to properly open, close and lock our windows. In addition, the new windows will be much more energy efficient. The details and specifications can be found in the proposal.

Thank you for your time and consideration,



Dana Whitney



4 windows on Deer Street side to be replaced.



3 windows on sheration side  
to be replaced



This application is for the replacement of seven windows at 59 Deer Street, Unit 517. The current windows are old, non-functioning and dangerous.

The photo (left) is of the existing, exterior 4 windows to be replaced facing Deer Street.

The photos (below) are the interior view of the lower two windows facing Deer Street.





The windows (above) are the existing exterior facing the Sheraton ↗

The windows (below) are the existing interior upper windows facing Deer Street ↘





The photo (left) is the existing exterior, lower window facing the Sheraton.



The photo (left) is the existing interior, lower window facing the Sheraton.





The photos (above) are the interior, upper windows facing the Sheraton. 

Portland Glass offers a Harvey Majesty Double Hung Window that we would like to use to replace all 7 existing windows. See details on next page.

*Without Grids*



**Harvey  
Majesty Double Hung Wood Window**

When the look of genuine wood is preferred, Majesty is your best choice. Hand crafted Harvey Majesty windows combine the warmth and beauty of a wood interior with a maintenance-free aluminum clad exterior. The Majesty window offers many design options – grids, hardware, and exterior colors – to fit in beautifully with your remodeling or new construction plans.

Because Majesty windows are custom made, that means no additional carpentry is required (unlike with other wood windows!) allowing for a more efficient installation and just the right fit.

**\* The window needed will be without the grids. \***

Fiberglass screen included; VIEWS screen and other options available

ENERGY STAR<sup>®</sup> glazing standard

Solid pine interior/Aluminum clad exterior

Our high quality pre finished option eliminates the need to paint or provides an ideal base to add custom paint color post-installation

Easy to operate, pre-calibrated block and tackle balance system never needs adjustment

Both sashes tilt in for easy cleaning

Recessed hardware for unobstructed views.



Existing outside view of 59 Deer Street Unit 517  
(Left)

Outside look at a different address:  
(Right)





# Slimline Double Hung Replacement Window

- Choose your glazing package: Clear Insulated, Low-E or ENERGY STAR®
- DP50 upgrade available - includes sill rise adaptor, aluminum sash reinforcement and DSB glass
- Multi-chambered extrusion enhances structural and thermal performance
- Fusion welded frame and sash
- Factory calibrated block & tackle sash balances never need adjustment or lubrication
- Double locks are standard on opening widths of  $\geq 30\text{-}1/4\text{'}$
- Fiberglass wire half screen is standard
- 3-1/4" jamb depth
- Limit latches are standard; always active limit latches are available
- Vinyl head expander and adjustable vinyl sill extender included
- Integral L or J fin available for full tear out applications or new construction



## INTERIOR COLORS

### Extruded Vinyl



White

## HARDWARE



White



Low Profile Sweep Lock



## GRIDS

### Contoured GBG (Grids Between Glass)




### Grid Configurations See page 8

## SCREENS

- Full screen
- Aluminum wire
- Fiberglass

# Product Comparison



**SLIMLINE**  
GOOD



**CLASSIC**  
BETTER



**TRIBUTE**  
BEST

U-Values (ENERGY STAR Glazing)	0.27	0.25	0.25 - 0.17
Air Infiltration	.03 - .06	.08 - .14	.05 - .07
Structural*	DP30, DP45, DP50	DP40, DP45, DP50	DP35, DP50
Vinyl Thickness	.065 - .070	.070	.070
STC Ratings	26-35	27-35	29 TG, 27 DG
Triple Glazed	N/A	N/A	Optional
Vinyl Colors	White	White, Almond and Bronze	White
Painted	N/A	28 colors available	28 colors available
Lock	Sweep style, double locks over 30-1/4", White only	Cam style, double locks over 30-1/4" 5 finish options	Dual action; double locks standard (all sizes) 3 finish options
Limit Latch	Two	Two	Two
Screen	Fiberglass half non-locking w/full option	Fiberglass half locking w/full option	IEWS half locking w/full option
Lift Rail	Integral top and bottom	Integral top and bottom	Integral top; option on bottom for integral, applied, or none
Balance	Calibrated block and tackle	Calibrated block and tackle	Calibrated block and tackle
Mull Option	Common jamb	Common jamb	Common jamb
Min. Size W x H	16-1/4" x 26-1/4"	16-1/4" x 24"	16-1/4" x 26"
Max. Size W x H	45-3/4" x 77"	47-3/4" x 84"	47-3/4" x 84"

All available as 3-1/4" replacement style or new construction style, with integral J or L fin  
New construction extension jamb options: primed or clear, 4-9/16", 6-9/16" or custom jamb depth up to 7-1/4"

\*Additional information available on [harveybp.com](http://harveybp.com)

# Classic Double Hung Replacement Window

- Choose your glazing package: Clear Insulated, Low-E or ENERGY STAR®
- DP50 upgrade available - includes sill rise adaptor, aluminum sash reinforcement and DSB glass
- Multi-chambered extrusion enhances structural and thermal performance
- Sound-reducing options available
- Beveled master frame for trouble-free installation
- Fusion welded frame and sash
- Factory calibrated block & tackle sash balances never need adjustment or lubrication
- Double locks are standard on opening widths of  $\geq 30\text{-}1/4"$
- Fiberglass wire locking half screen is standard
- 3-1/4" jamb depth
- Limit latches are standard; always active limit latches are available
- Vinyl head expander and adjustable vinyl sill extender included
- Integral L or J fin available for full tear out applications or new construction



## INTERIOR COLORS

### Extruded Vinyl



### BetterGrain™ (Interior only)



## HARDWARE



Hardware is color matched to window (White, Almond, Bronze) unless another finish is selected.




Cam Lock



## GRIDS

### Contoured GBG (Grids Between Glass)

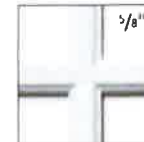


Color-Matched

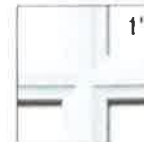


Color-Matched

### Exterior Applied Grids



Color-Matched



Color-Matched

### SDL (Simulated Divided Lites)



- Interior Applied
- Grids Between Glass
- Exterior Applied

Grid Configurations See page 8

## SCREENS

- Full screen
- Aluminum wire
- Fiberglass

# Market Wharf Condominium Association

C/O

**TRUE NORTH**  
PROPERTY MANAGEMENT

135 Lafayette Road, #10 – North Hampton, NH 03862

info@truenorthpropmgmt.com  
www.truenorthpropmgmt.com

Office: (603) 964-5066  
Fax: (603) 319-4066


June 3, 2019

Re: Dana Whitney  
59 Deer Street, Unit #517  
Portsmouth, NH 03801

To whom it may concern:

As managing agent for Market Wharf Condominium Association and on behalf of the association's Board of Directors we hereby grant permission for the replacement of 7 windows at the above address and unit with Portland Glass Harvey Double Hung windows per the proposal submitted.

Regards,



Ted W. Alex  
True North Property Management  
Managing Agent for Market Wharf Condominiums